


FABLES 2



Fable definition, a short tale to teach a moral lesson, often with animals or inanimate objects as characters

Distance learning Unit by T. Shaw

Who was Aesop

Legendary Greek

Author

According to Herodotus, he was a slave who lived in Samos in the 6th century. B.C. and eventually was freed by his master. Other accounts associate him with many wild adventures and connect him with such rulers as Solon and Croesus. The fables called Aesop's fables were preserved principally through [Babrius](#), [Phaedrus](#), [Planudes Maximus](#), and [La Fontaine](#)'s verse translations. The most famous of these fables include "The Fox and the Grapes" and "The Tortoise and the Hare."



This unit contains a range of writing, reading, grammar and creative activities for the Fables (excluding those already covered) in *Aesop's Fables* illustrated by Charles Santore. The book is yours to keep once the unit is finished.

Some activities have been enlarged on A3 and some on card.

Included in this pack are watercolour paint, pastels, goggle eyes, split pins, cotton wool, felt, coloured card (pink, black, gold, yellow, grey and green) as well as extra coloured and white paper. (You will need coloured pencils, writing pencil, scissors and glue)

You will need help to read some of the the fables. Check out his apps and there are animations for most of these on the Internet. You can complete these tasks in any order. You should discuss the moral and the lesson to be learnt after reading and try to relate it if possible to his own experiences. As with the first Fables unit, there is plenty here to do so take your time and enjoy these classic tales.

Other versions online:

<https://www.shortkidstories.com/story/aesops-fables/>

The Wolf and the Crane

Verbs are words that show something being done. They are doing or action words.

Here are 10 action words:

sit, smile, sing, walk, run, talk, wave, lift, pick, eat

Can you find some in the fable? See if you can list 5 of your own. Maybe things you can do or things you think a crane or a wolf can do?

.....
.....

Match these animals with the way they move

Birds	sneak
Ducks	Strut
Peacocks	Crawl
Worms	Trot
Insects	Creep
Snakes	Fly
Kangaroo	Climb
Monkeys	Waddle
Horses	Glide
cats	Wriggle
wolves	hop

Highlight any verbs you find in these sentences

The wolf howled in pain.

The wolf called out for help

The crane poked his head into the wolf's mouth

The wolf promised to reward the crane.

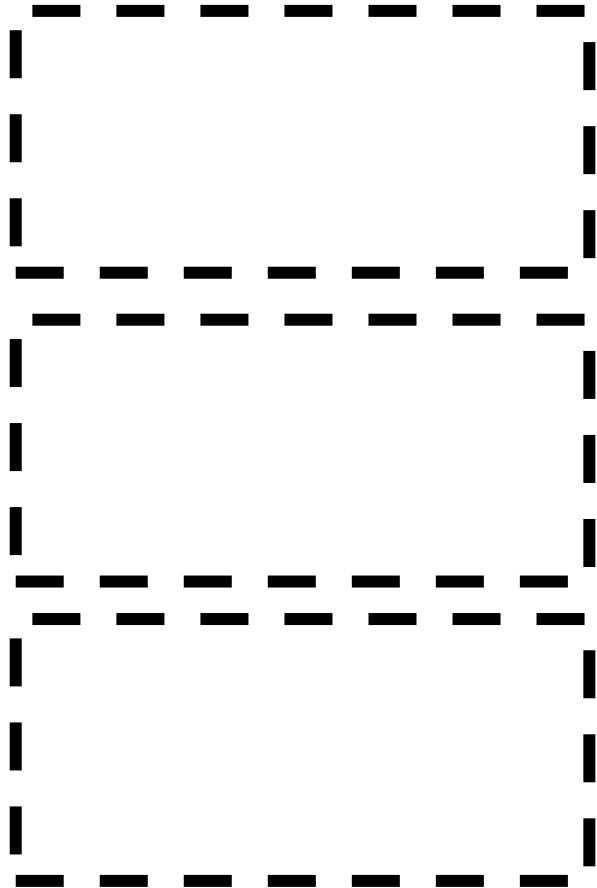
The Wolf and the Lamb

Match up the wolf's excuses with the Lamb's answers.

You called me names
last year.

You are eating all the
lovely green grass in my
pasture.

You polluted my
drinking water by
drinking at the spring.



Three dashed rectangular boxes arranged vertically, intended for matching the wolf's excuses with the lamb's answers.

.....


I'm too young to eat
grass.

I don't drink water. I
live on my mother's
milk.

I wasn't even born last
year.

The Wolf in Sheep's clothing

**Colour the wolf using pastels and add the wool to the sheep's back
(Some cotton wool is included in the pack for you to use.)**





The Wolf in Sheep's clothing

Fill in the blanks with the best word from the cloud or use one of your own – so long as the sentence makes sense.

One day a wolf saw a flock
of.....


He was very

He wanted to

He dressed up in a sheep's

The sheep thought that he was a sheep too. He could
now sneak up on them and eat all the sheep.

He became a wolf in sheep's clothing.



Did he fool the sheep?

What happened to the wolf in the end?

.....

.....

.....

The Vain Jackdaw

Nouns are naming words. There are common nouns which are the names of common objects such as:

Table, chair, window, boy, mother, house, car

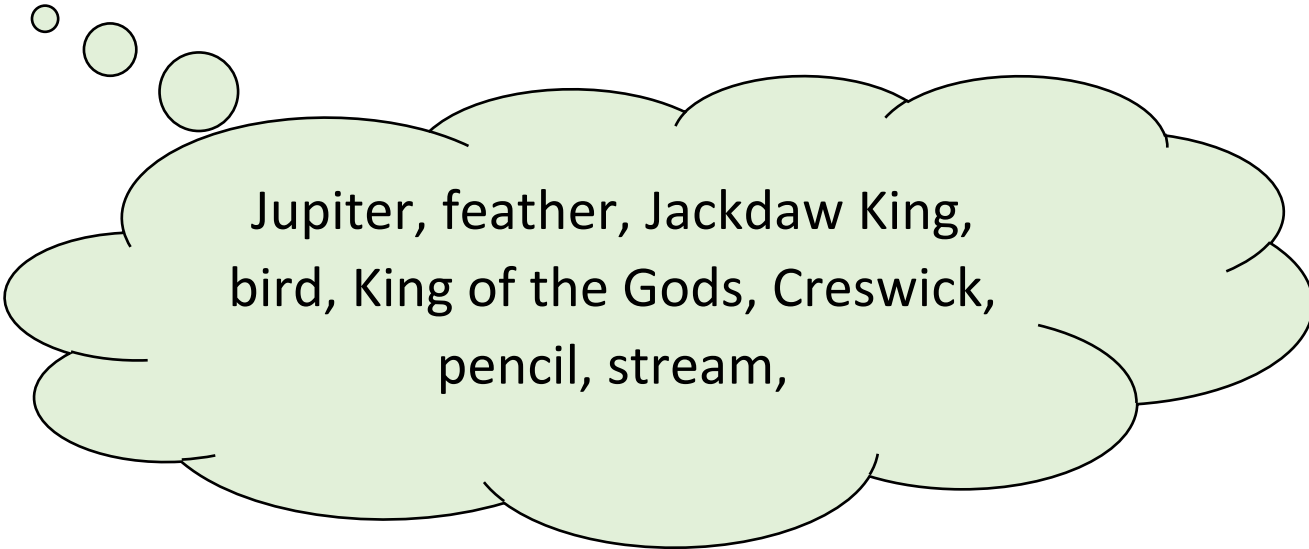
There are also proper nouns which are the special names we give things or people such as:

Ballarat, Patrick, Australia, Murray River, Uluru

Notice how these start with capital letters.

Write the words in the cloud in the correct column (Some are from the story)

<i>Common nouns</i>	<i>Proper nouns</i>




Jupiter, feather, Jackdaw King,
bird, King of the Gods, Creswick,
pencil, stream,

Lion and the Wild Donkey

Put these in the correct order

FIRST



SECOND



THIRD



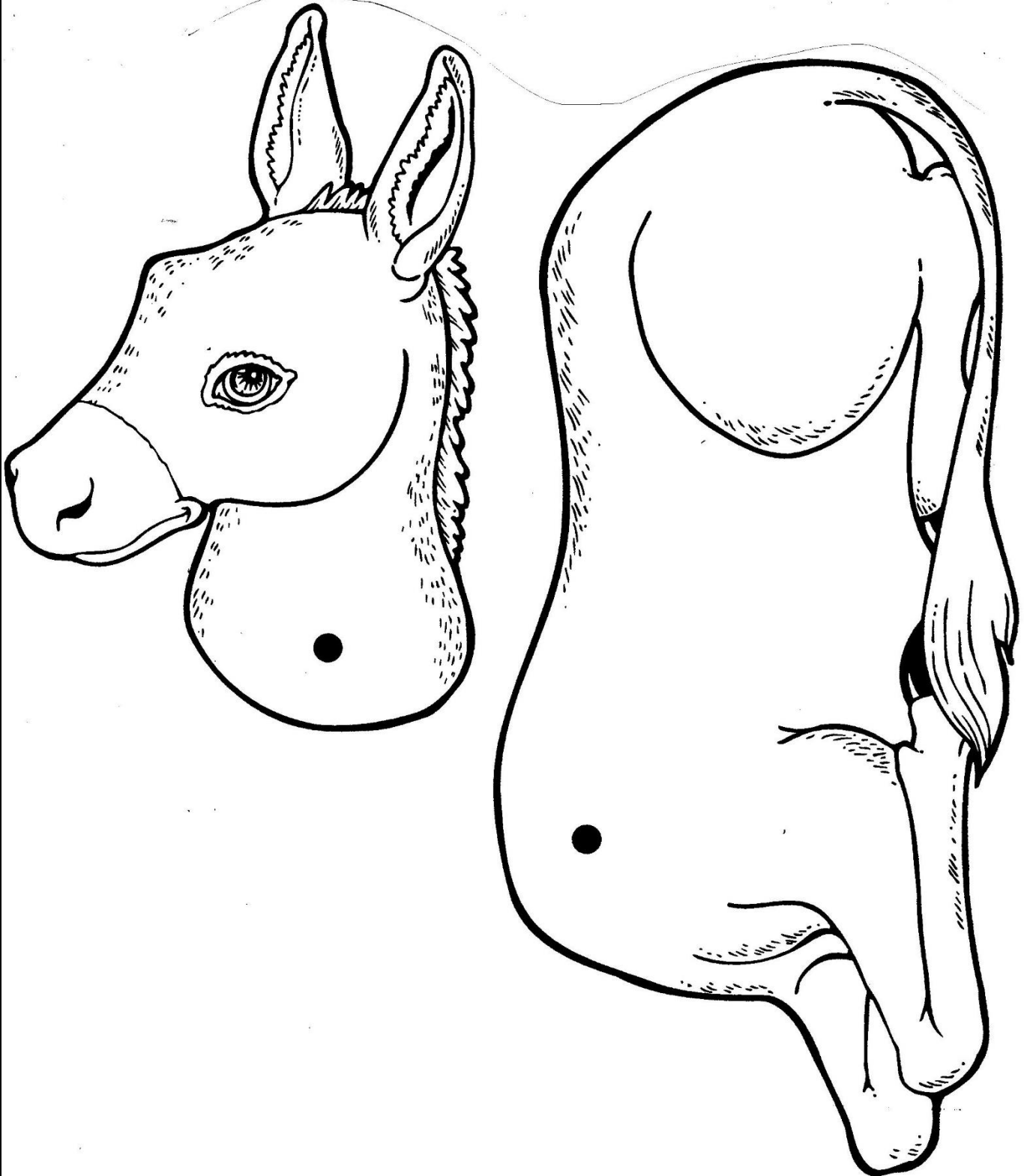
I will take the second
because as your partner
I'm entitled to half

I Give me the third and
take off or else I'll eat
you too.

I will take the first
because I am king of
the beasts.

The Lion and the Wild Donkey

The wild donkey reels away from the greedy lion in the illustration for this fable. Colour the donkey and insert a split pin to move his neck away from danger.



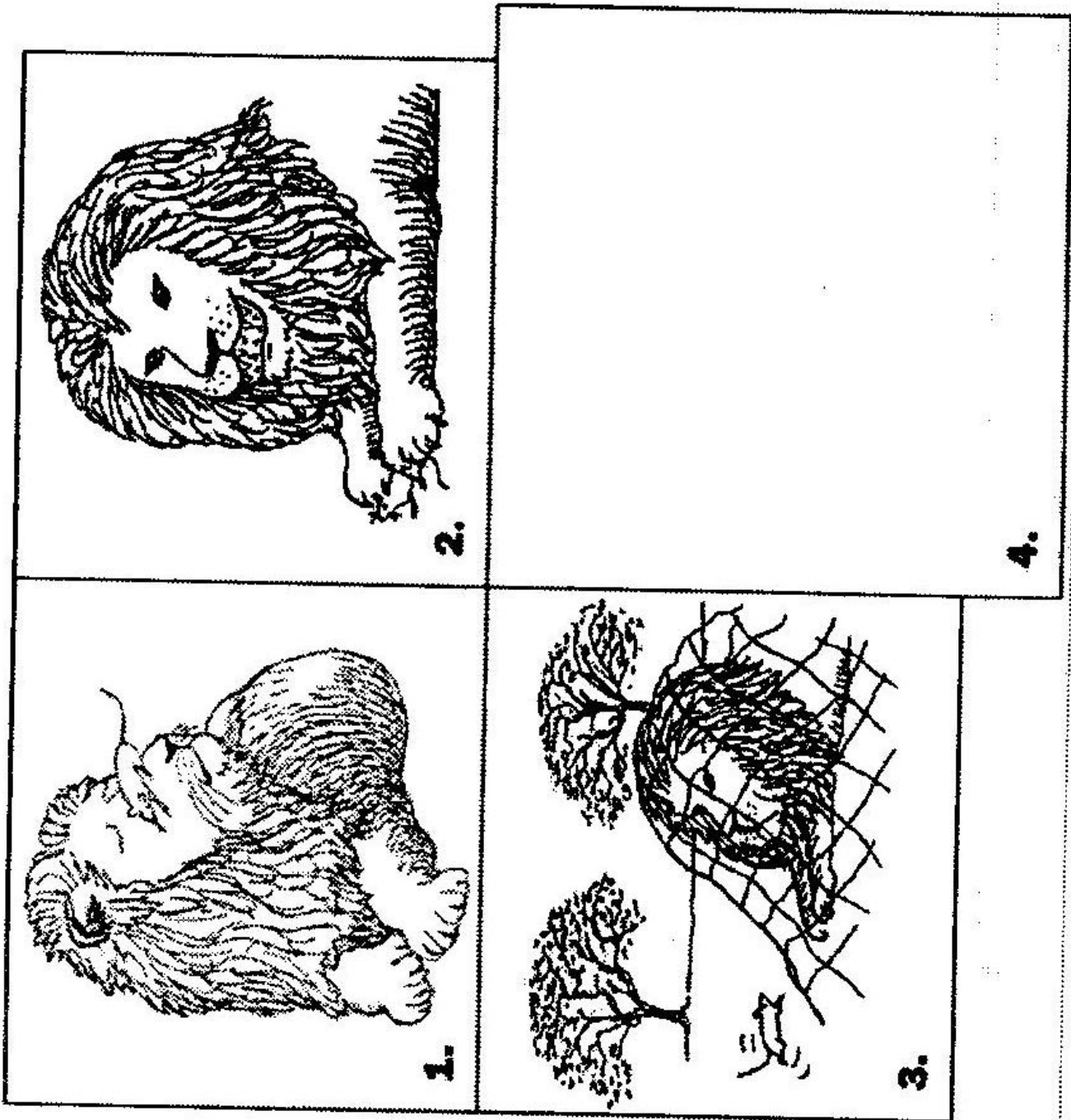
The Lion and the Mouse

'T Chart' how does the character of the Mouse and Lion change throughout the story?

	MOUSE	LION
START		
END		

The Lion and the Mouse

Colour the pictures. Draw a picture in frame 4 to show how the story ends.

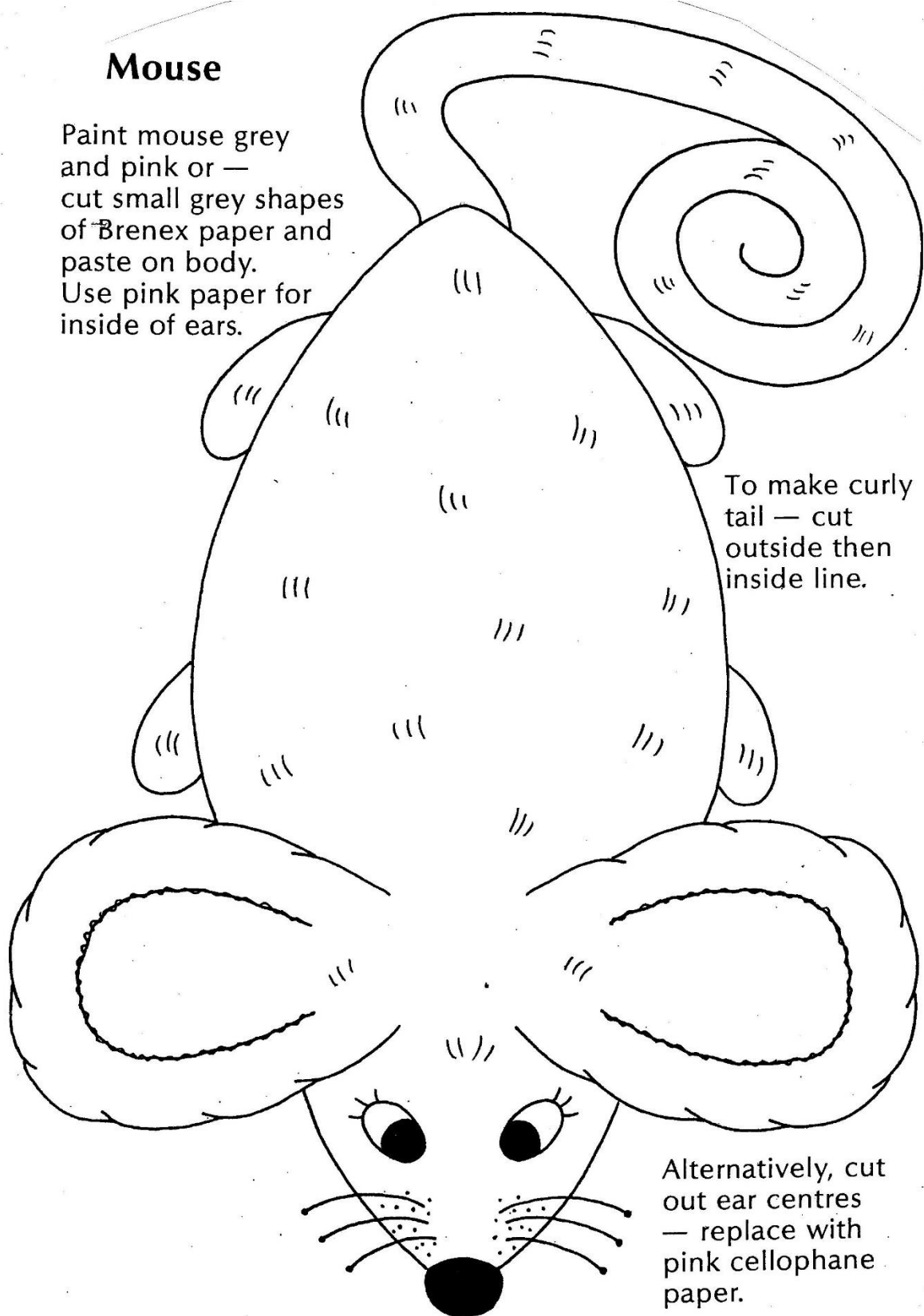


The Lion and the Mouse

The Brave mouse

Mouse

Paint mouse grey
and pink or —
cut small grey shapes
of Brenex paper and
paste on body.
Use pink paper for
inside of ears.



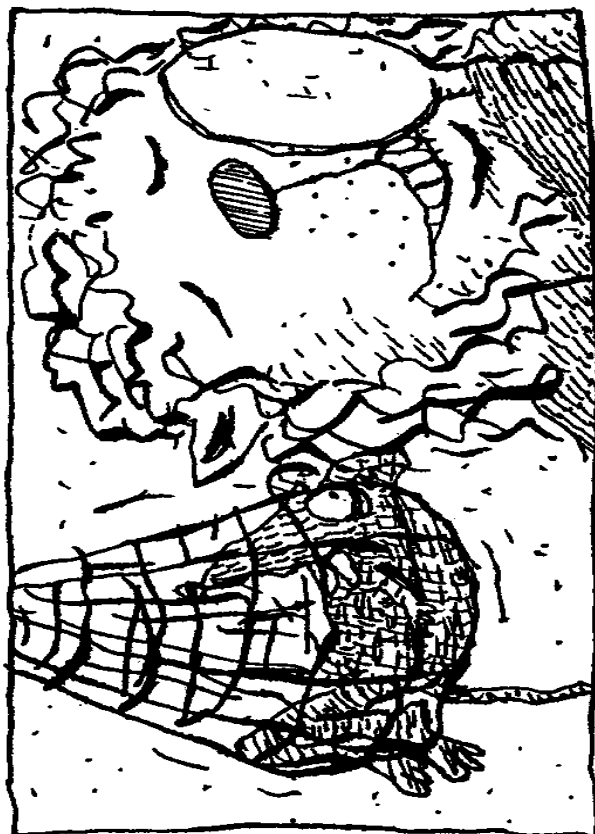
To make curly
tail — cut
outside then
inside line.

Alternatively, cut
out ear centres
— replace with
pink cellophane
paper.

The Lion and the Mouse

Colour in the picture and explain what is wrong with it.


Four vertical lines for writing.



The Donkey and the Lion Skin

Try disguising yourself. Have someone take a photo of you in disguise.


Colour in the picture and write what the characters might be saying in the speech bubbles.



The Old Lion and the Fox


Lion pop-out picture





- Colour in the scene and the lion
- Cut the slit in the shadow of the cave
- Poke the 'T' through the slit (Colour what you will see black)
- Glue the lion on where it says 'Glue lion here'
- Use the pop out scene to retell the story to someone. Don't forget to use appropriate voices when you are speaking in character.

The Monkey as King



Colour the Monkey King and put him together (Split pins provided if you want to use them. Gold card is also provided to make him a crown.

The Fox and the Grapes

pop-up book pictures





Photo of the Fox and the Grapes pop up card



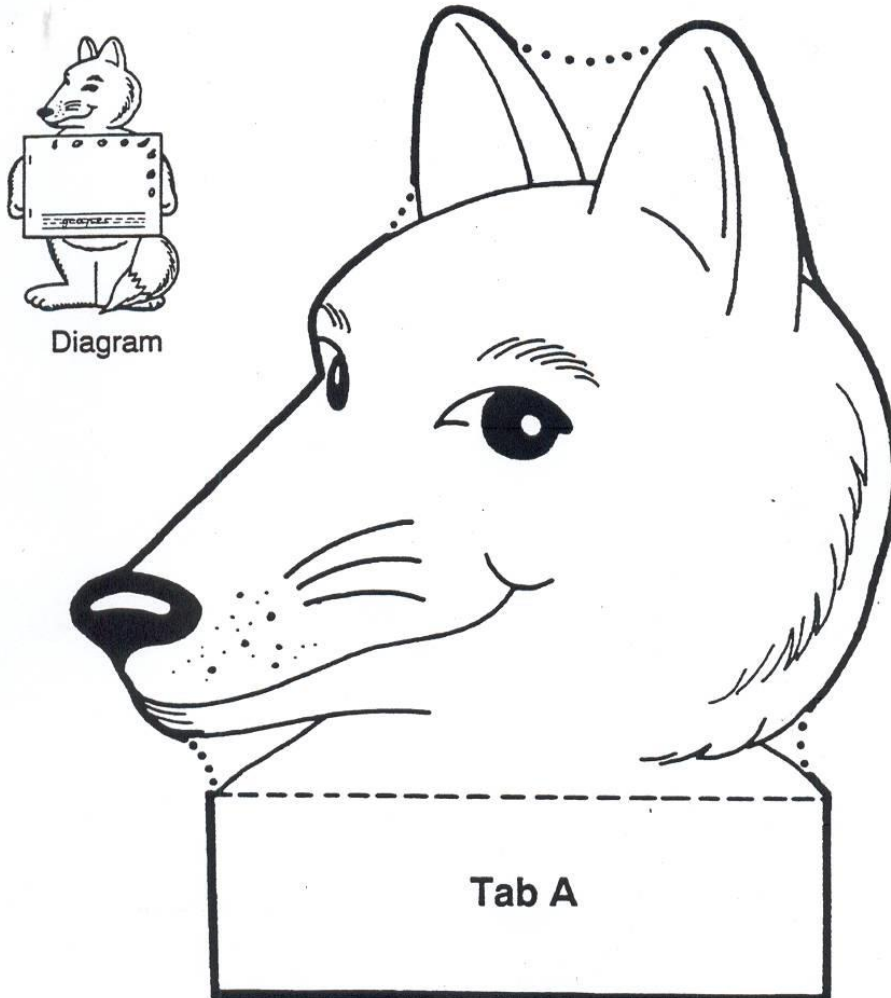
Two sets of handwriting practice lines. Each set consists of a solid top line, a dashed middle line, and a solid bottom line.

The FOX
and the GRAPES

The Fox and the Grapes

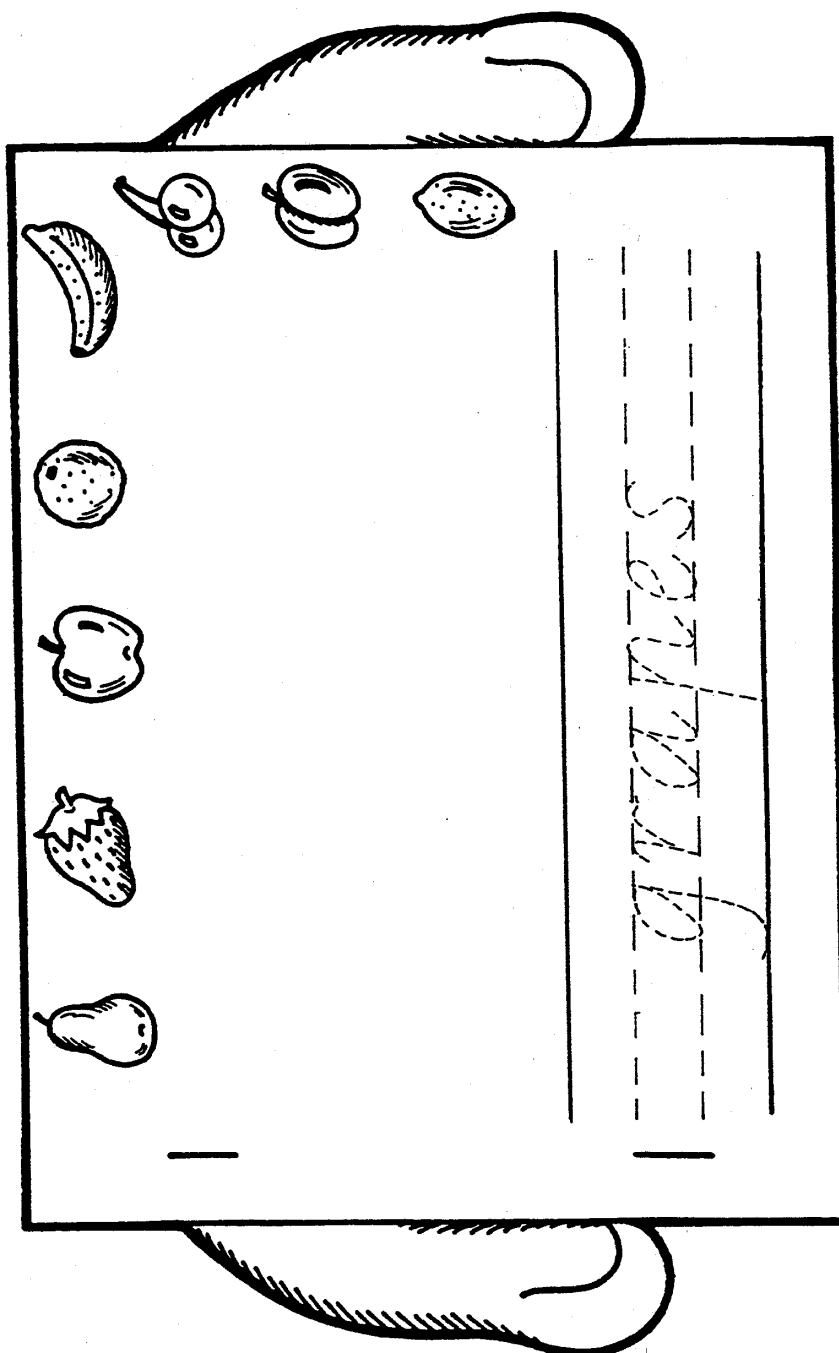
Fruit for the Fox

1. Color and cut out fox
2. Glue top of book to fox's head (Tab A).
3. Glue bottom of book to fox's legs (Tab B).
4. Duplicate page 38 four or five times for each pupil.
5. Staple the pages to the fox. Pupil writes the name of one fruit on each page and draws a picture of that fruit. The fox will then hold a fruit word book.



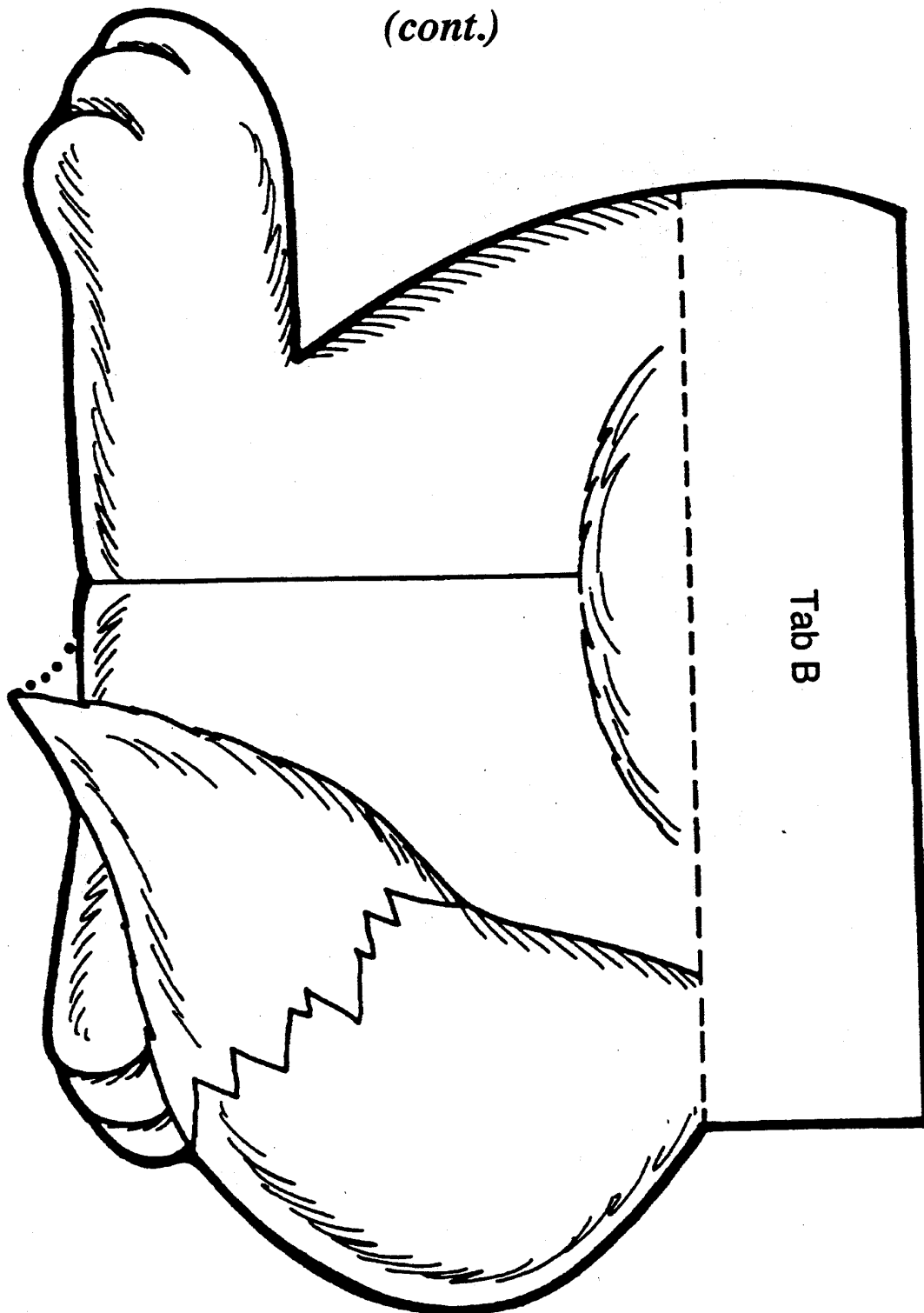
Fruit For The Fox

(cont.)



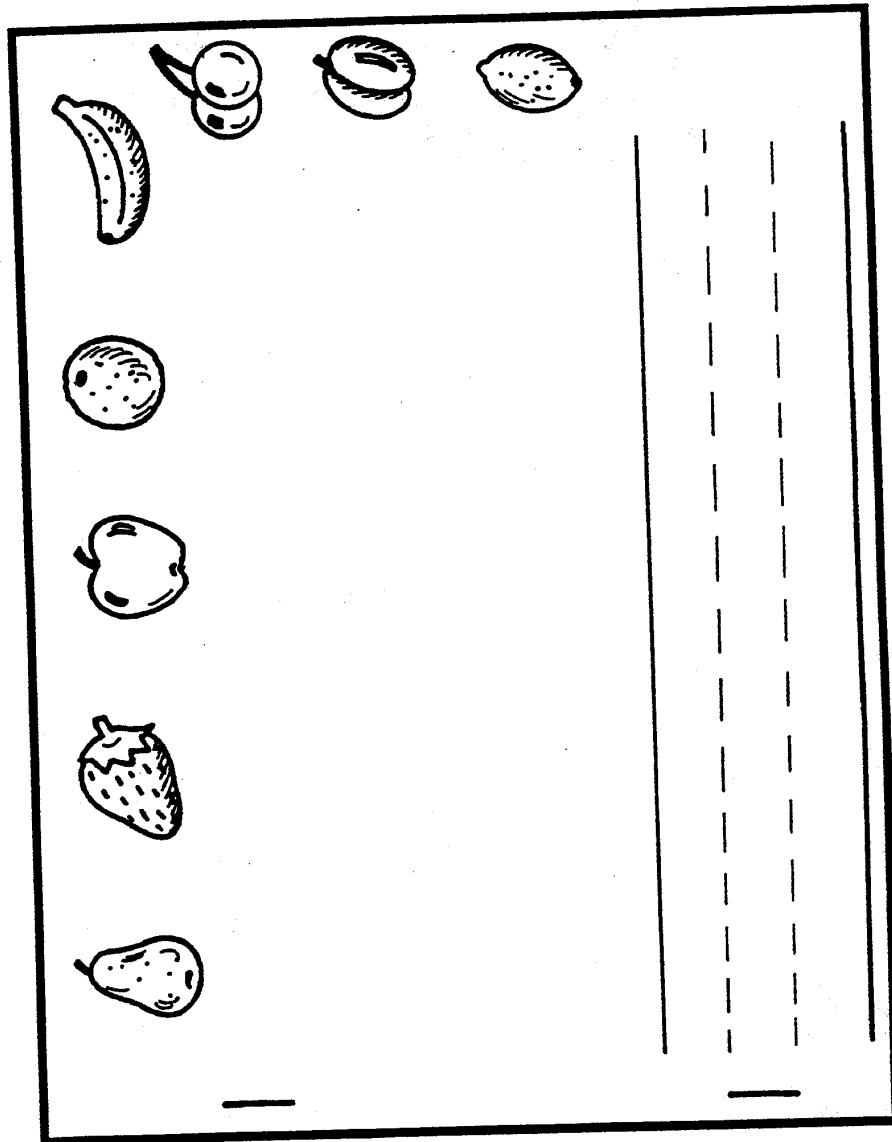
Fruit for the Fox

(cont.)



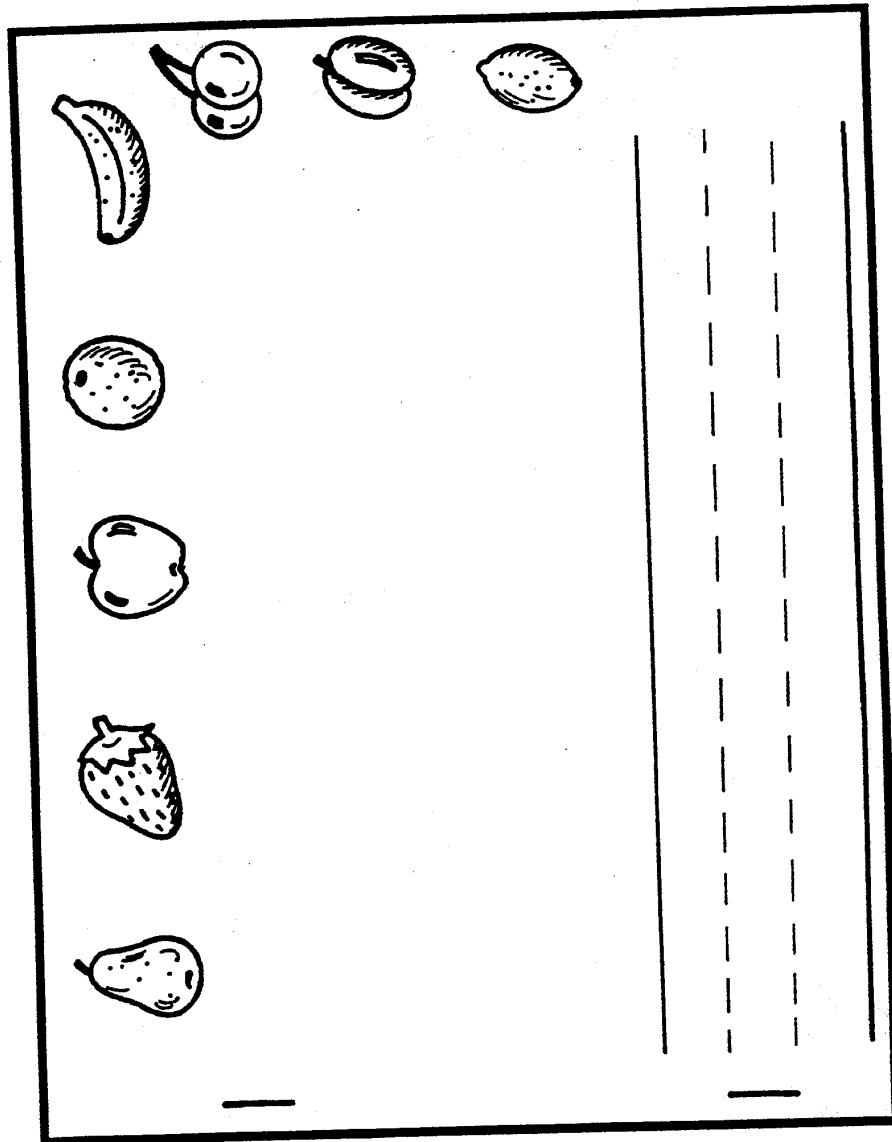
Fruit for the Fox

(cont.)




Fruit for the Fox

(cont.)



The Wild Boar and the Fox

*Create a concertina folded
attachment from the boar's snout to his head.*



The Fox and the Crow

A Fox once saw a Crow fly off with a piece of cheese in its beak and settle on a branch of a tree.

"That's for me, as I am a Fox," said Master Reynard, and he walked up to the foot of the tree.

"Good day, Mistress Crow," he cried. "How well you are looking today: how glossy your feathers; how bright your eye. I feel sure your voice must surpass that of other birds, just as your figure does; let me hear but one song from you that I may greet you as the Queen of Birds."

The Crow lifted up her head and began to caw her best, but the moment she opened her mouth the piece of cheese fell to the ground, only to be snapped up by Master Fox.

"That will do," said he. "That was all I wanted. In exchange for your cheese I will give you a piece of advice for the future: ***"Do not trust flatterers."***

Read the story together and then select the correct words to go into the spaces.



The Crow and the Fox cloze

A Fox once saw a Crow fly off with a piece of

1..... in its beak and settle on a branch of a tree.

"That's for me, as I am a Fox," said Master Reynard, and he walked up to the foot of the tree.

"Good day, Mistress 2.....," he cried. "How well you are looking today: how glossy your

feathers; how 3..... your eye. I feel sure your voice must surpass that of other birds, just as your figure

does; let me hear but one 4..... from you that I may greet you as the Queen of Birds."

The Crow lifted up her head and began to caw her best, but the moment she 5..... her mouth the piece of cheese fell to the ground, only to be

6..... up by Master Fox.

"That will do," said he. "That was all I wanted. In exchange for your cheese I will give you a piece of advice for the future:

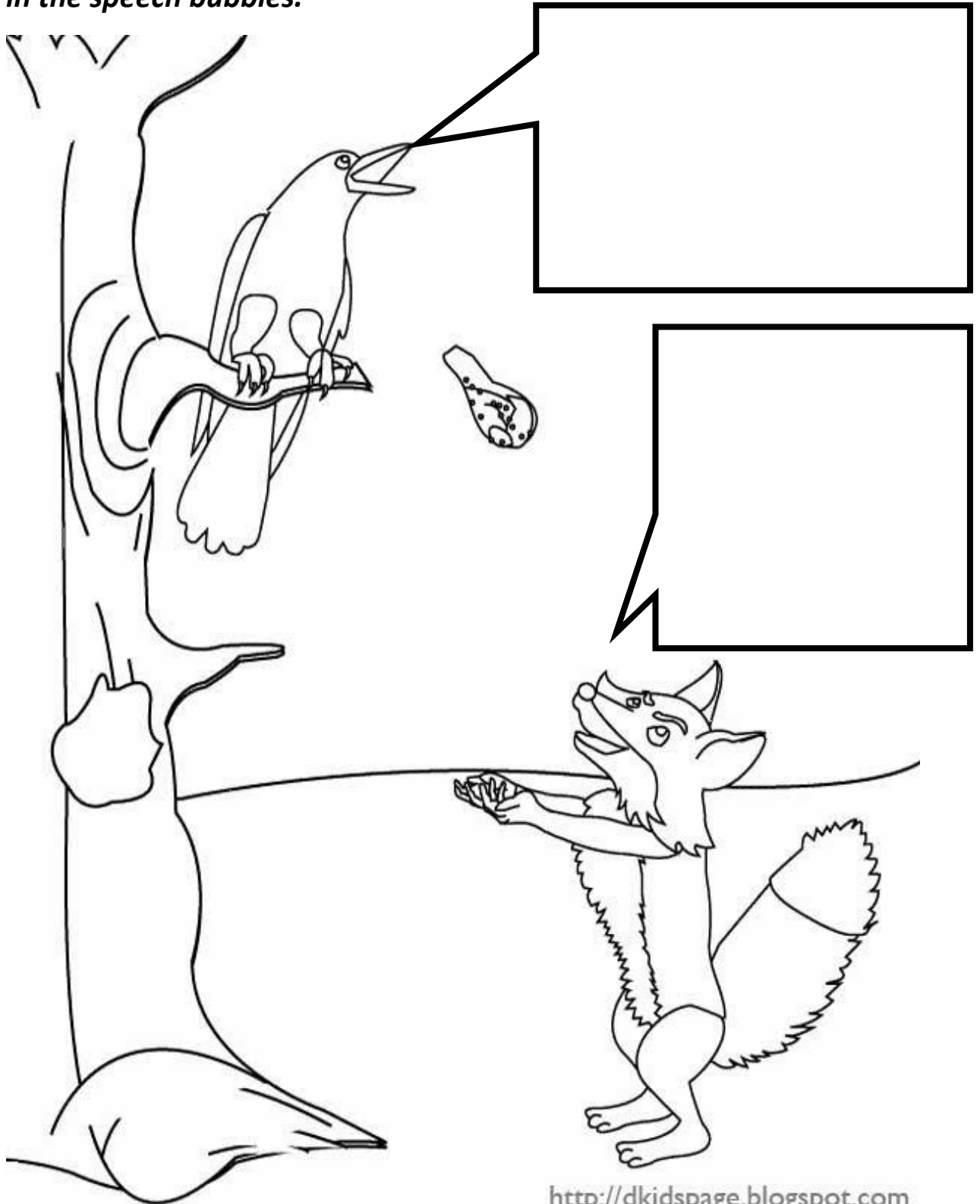
"Do not 7..... flatterers."

Choose from:

trust, Crow, song, bright, cheese, opened, snapped

The Fox and the Crow

Colour in the picture and write what the characters might be saying in the speech bubbles.



<http://dkidspage.blogspot.com>

The Crow and the Swan

Make a crow by using your hand as a template for the tail and the wings.



If you have black paint at home, you can make a print of your hands on white paper. Alternatively, I have included black card in your pack. Trace around your hands 3 times and cut them out for wings and a tail. Black, yellow and grey card has also been included for the body, wings and feet, goggle eyes have also been included.



The Eagle and the Crow



Talking marks tell the reader when someone is talking in a story.



Question marks tell readers when a question is being asked.

Add in the talking marks and question marks that I have removed from these sentences.

1. My word said the Crow

2. I'll do that said the crow.

3. So that's what you'd be doing , is it asked the Shepherd.

4. What sort of bird is it father asked the boy.

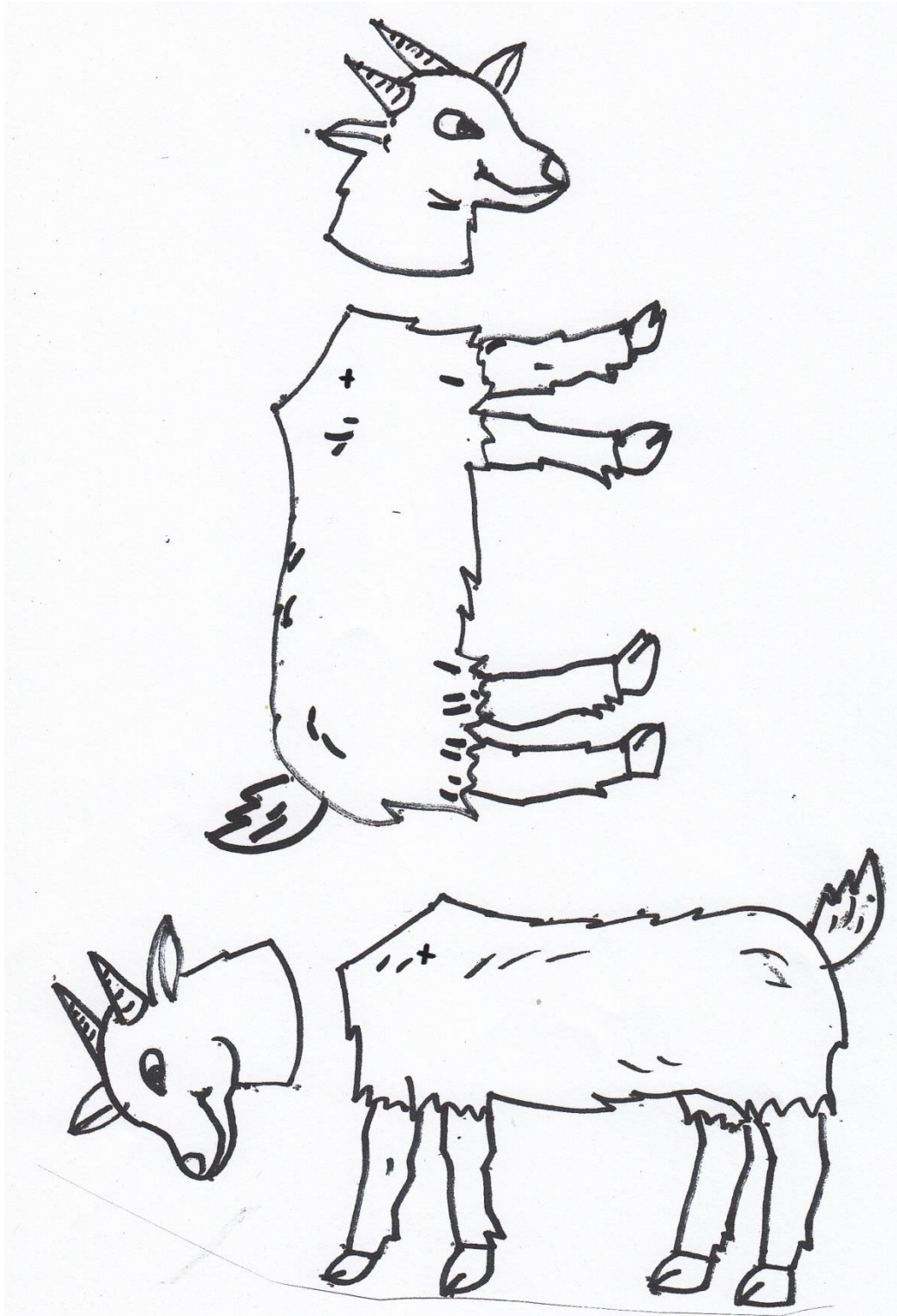
5. It's a crow said the Shepherd

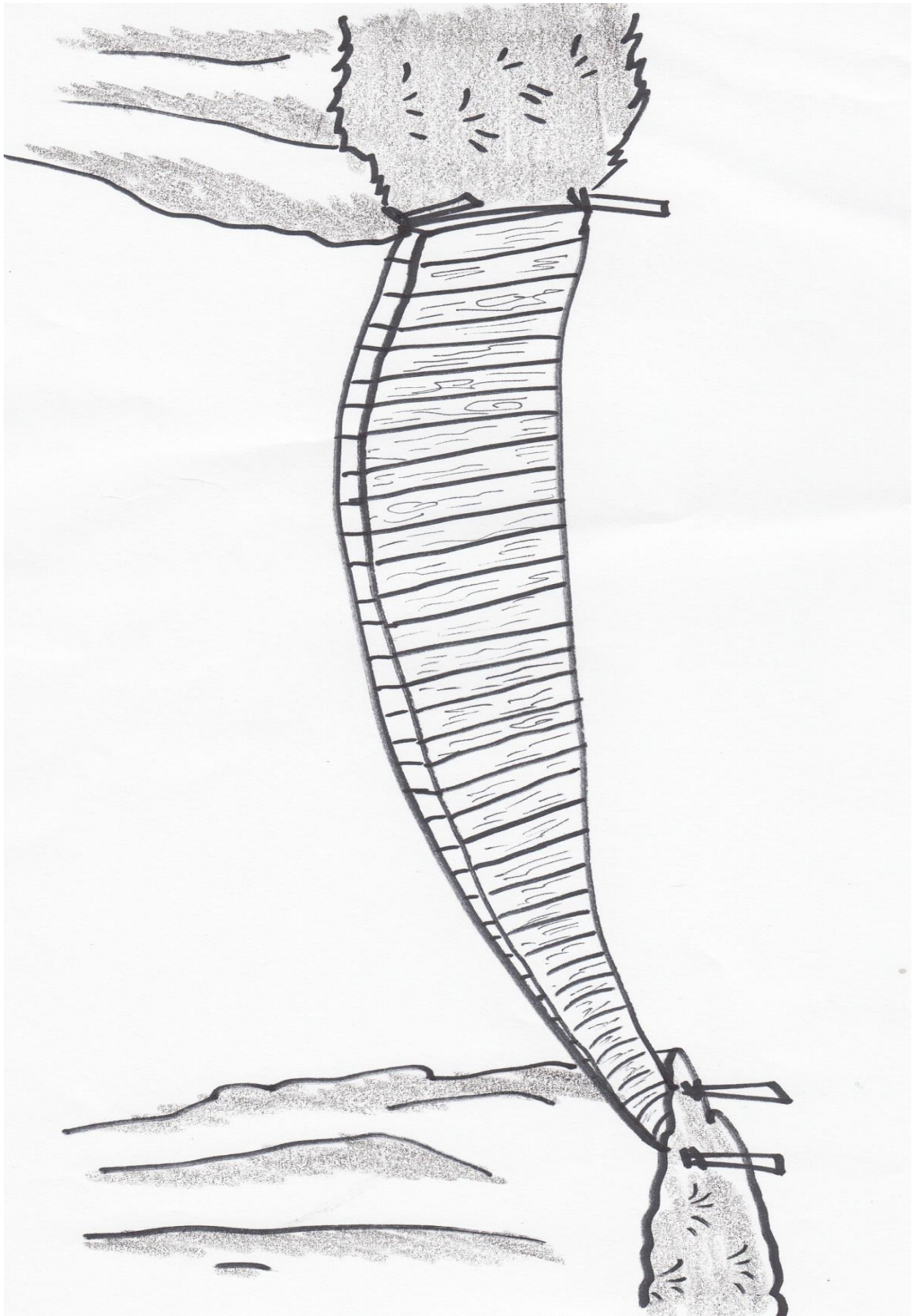
6. It wants to be taken for an Eagle but it's just a crow said the Shepherd.



The Two Goats

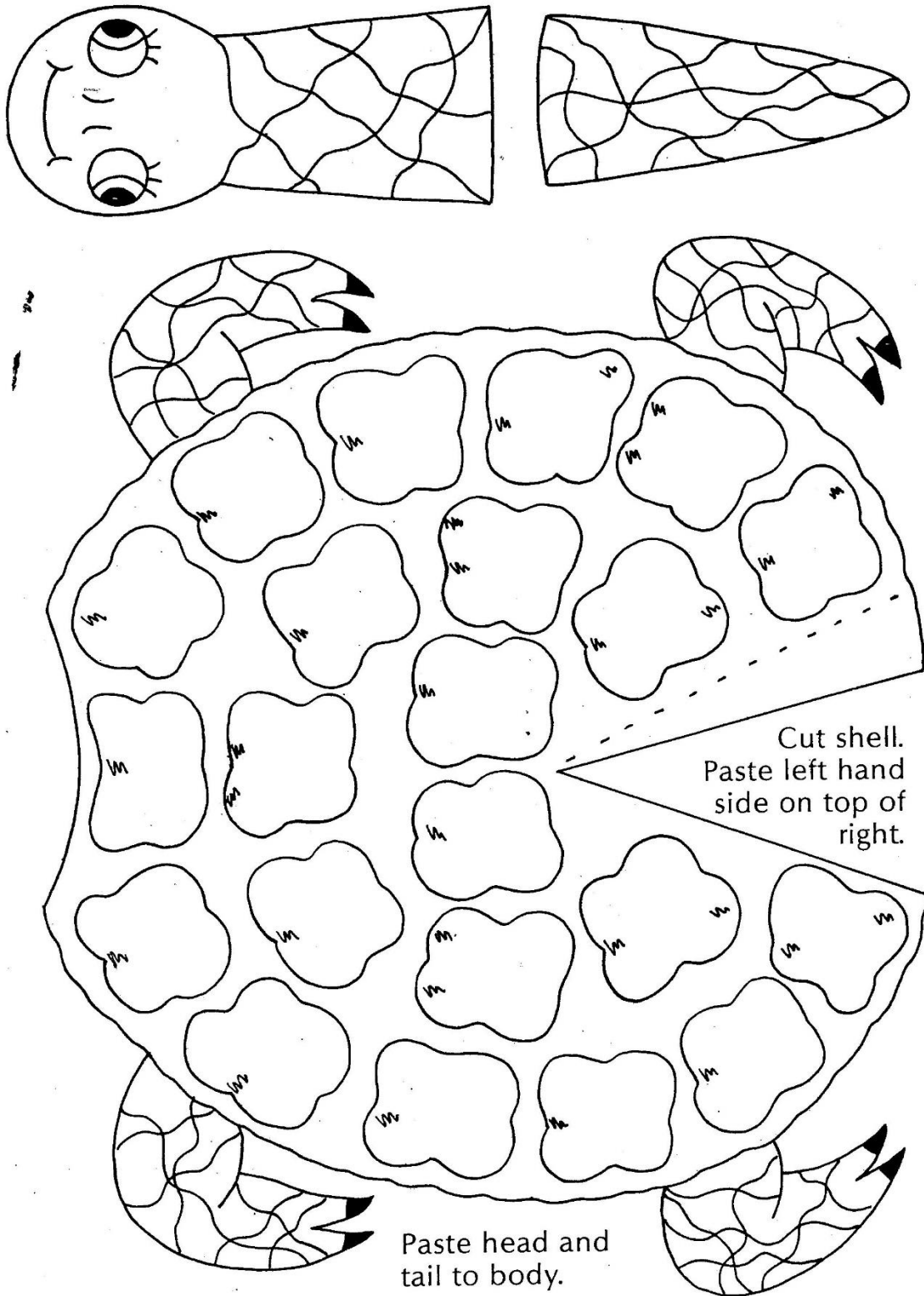
The two goats should challenge each other on the bridge. Enlarge the bridge picture to A3 and split pin the goat's heads to their bodies so they can charge each other.



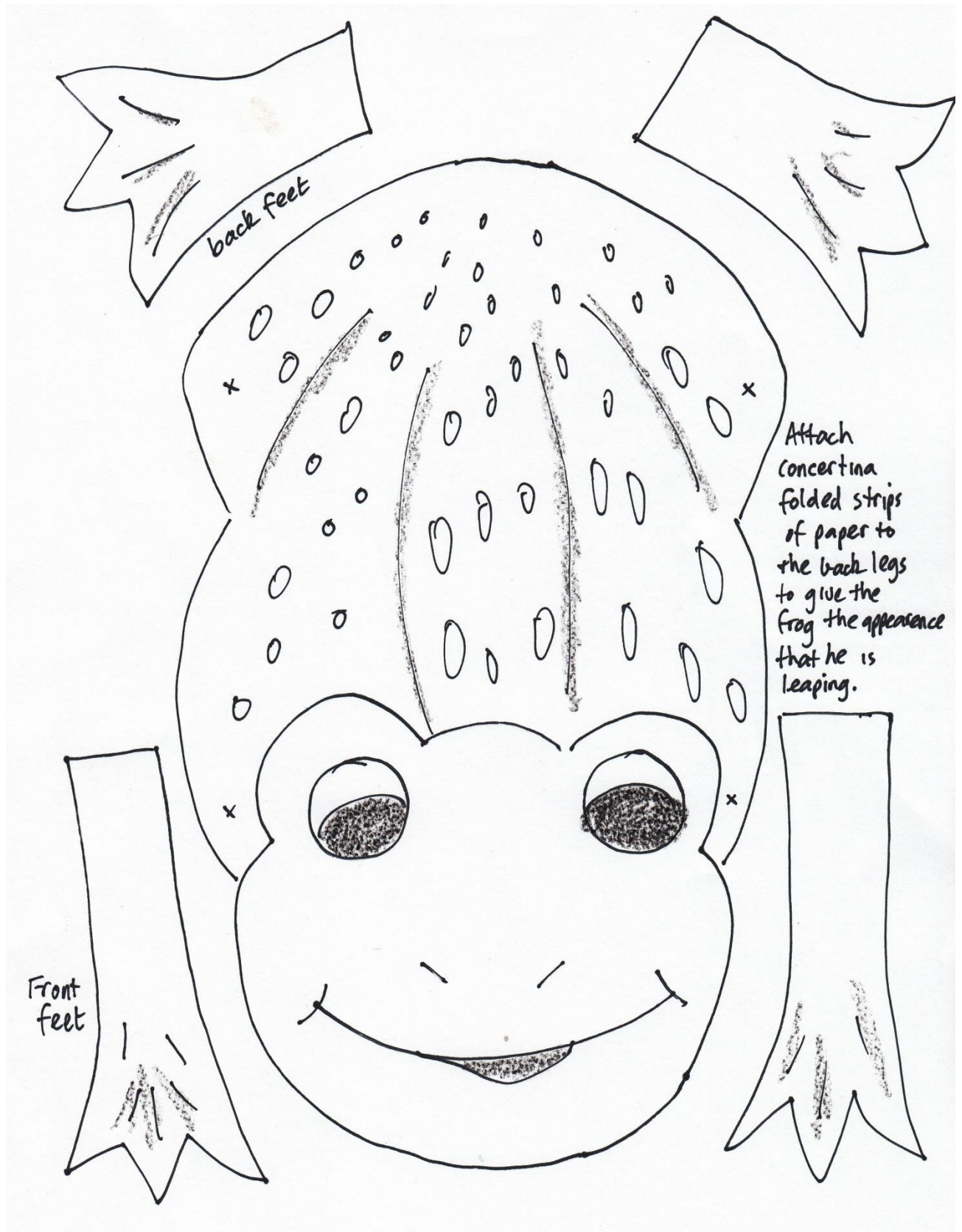


The Tortoise and the Eagle

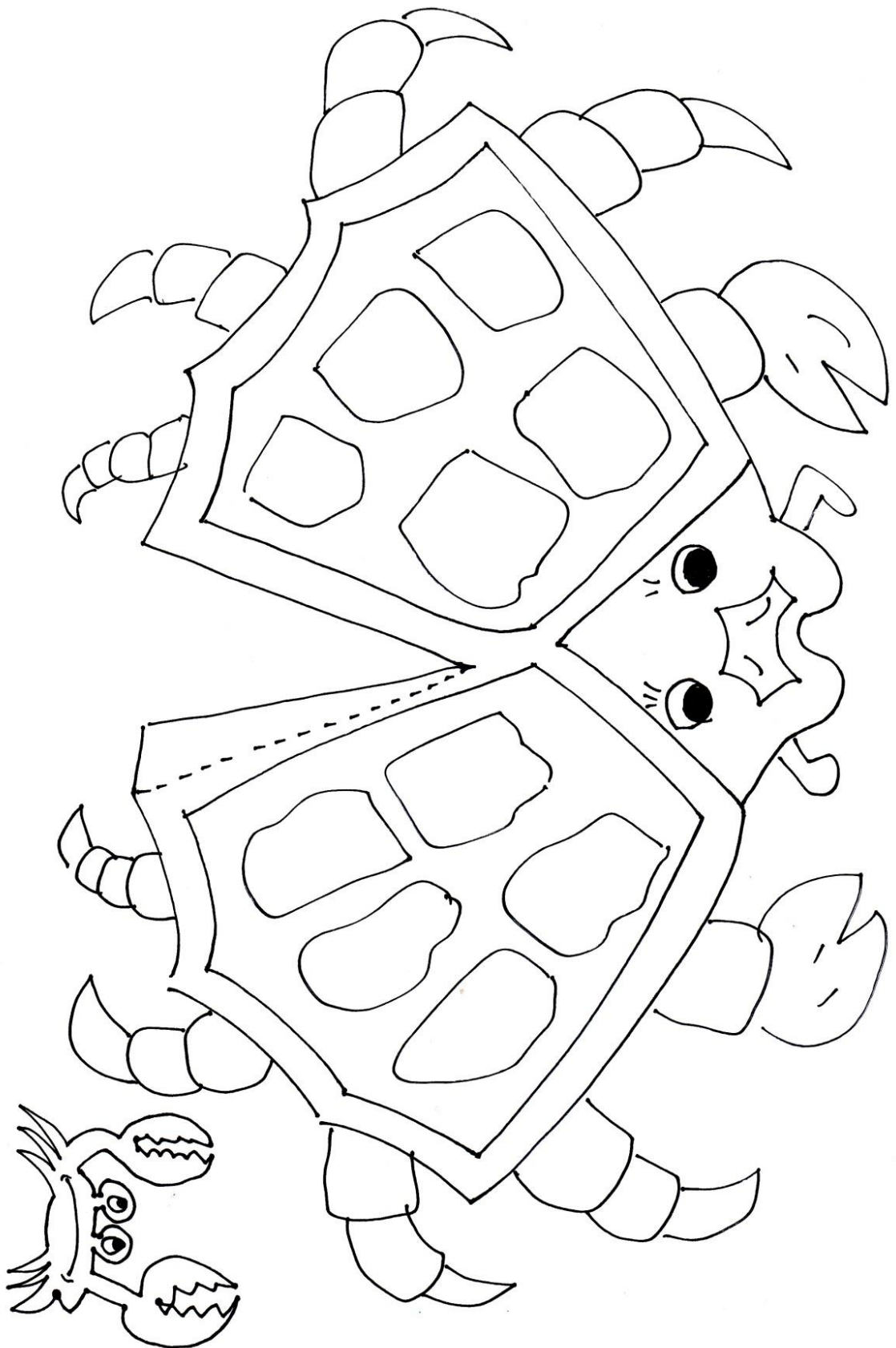
Paint the tortoise and assemble him You can split pin his head on so it moves from side to side.



The Ox and the Frog



The Crab and his Mother




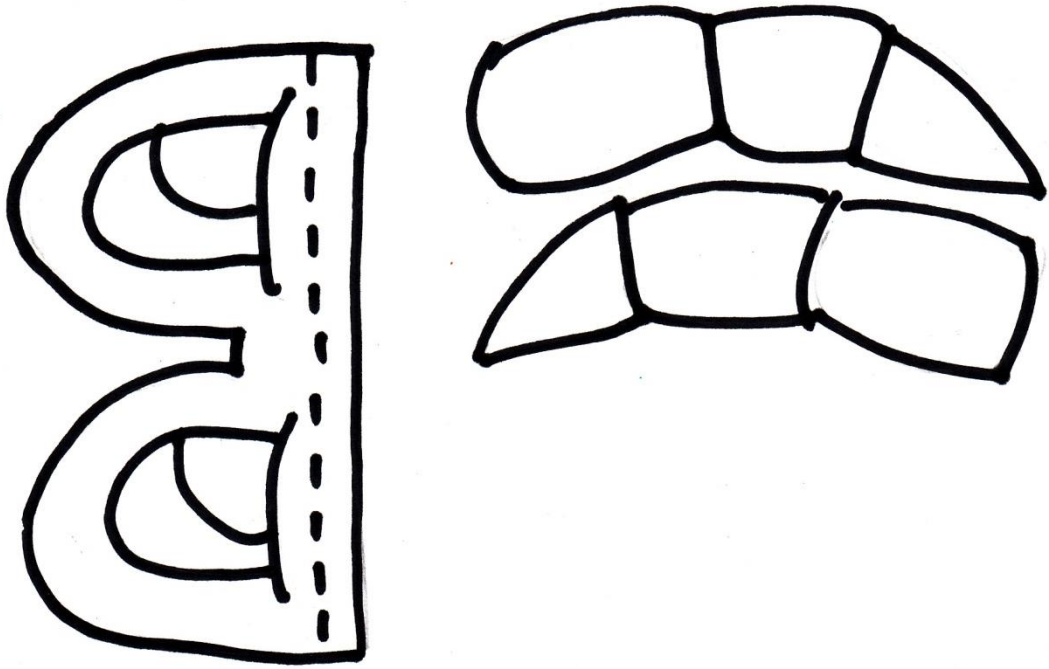
Colour in both crabs and fold the big one so that when it is stuck down onto an undersea or beach background it looks like it is 'popping up' (Blue and yellow card has been provided for either background.)




Short version of the Fable

The Young Crab and his Mother

"Why in the world do you walk sideways like that?" said a Mother Crab to her son. "You should always walk straight forward with your toes turned out." "Show me how to walk, mother dear," answered the little Crab obediently, "I want to learn." So the old Crab tried and tried to walk straight forward. But she could walk sideways only, like her son. And when she wanted to turn her toes out she tripped and fell on her nose. ***Do not tell others how to act unless you can set a good example.***



Making the crab




INSTRUCTIONS

Paint the template pieces and cut them out. Fold a piece of cardboard in half and cut a semi-circle. (You can also fold a paper plate in half)

Glue on the legs. Attach the pincers with split pins and tape the eyes on the top of the body. (You can also use goggle eyes and include a version of the fable inside the crab's mouth.)

The Heron

Colour in the picture. What might the heron and the perch be saying to each other here?



The Bear and the Bees

The Hungry Bear (Sentence sequence and match up. Draw 2 images of your own)


A hungry bear saw some honey in a tree.

The bear got angry and he hit the tree.

All the bees woke up and chased the bear away.

A bee wanted to protect the honey and stung the bear.

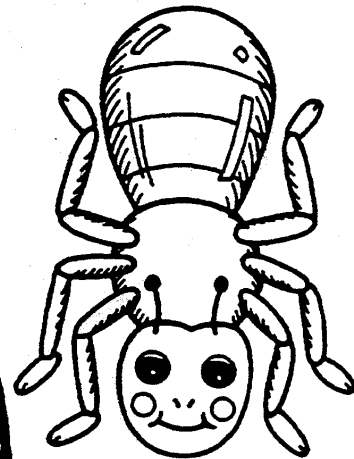
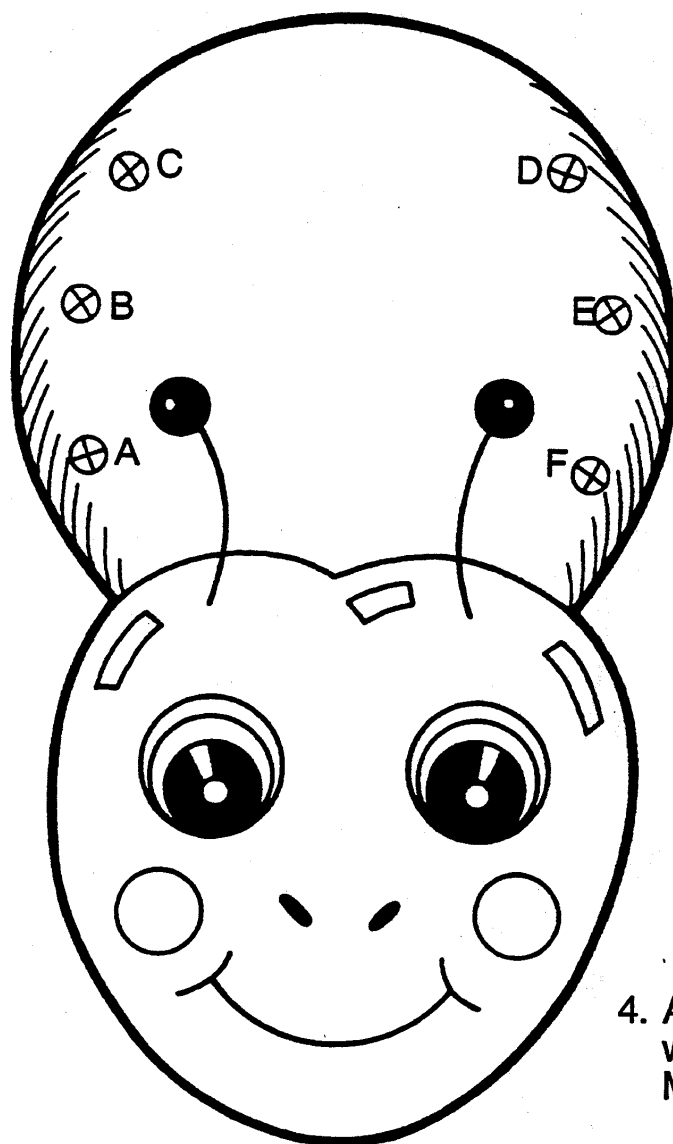
MORAL: It is better to be a little bit hurt in silence than to be hurt a lot by making a lot of noise.



The Grasshopper and the Ants

Create your own busy ant

1. Color and cut out ant character
2. Punch out holes A-F.
3. Glue front of ant to Tab G.

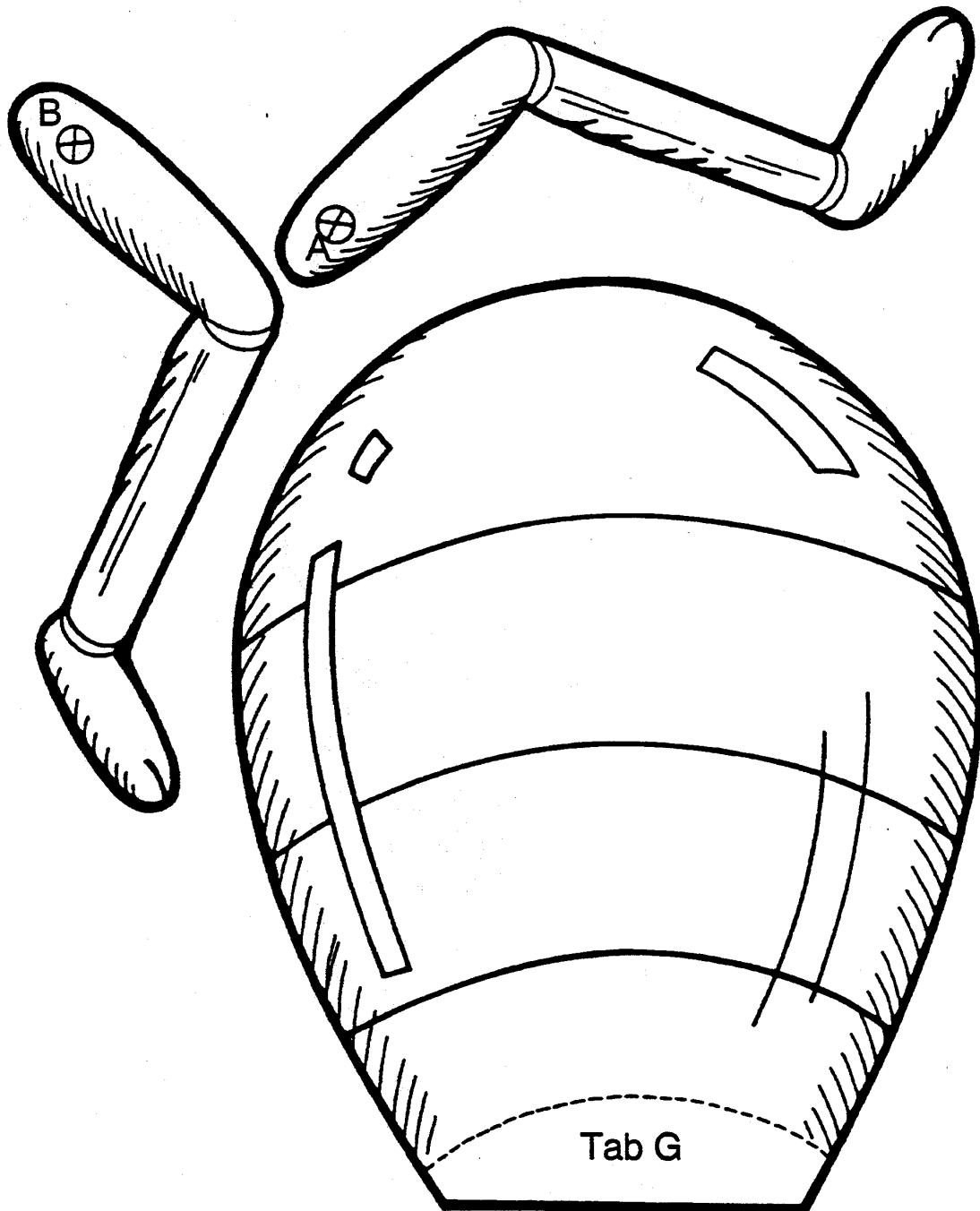


Diagram

4. Attach ant's legs with paper fasteners. Match the letters.

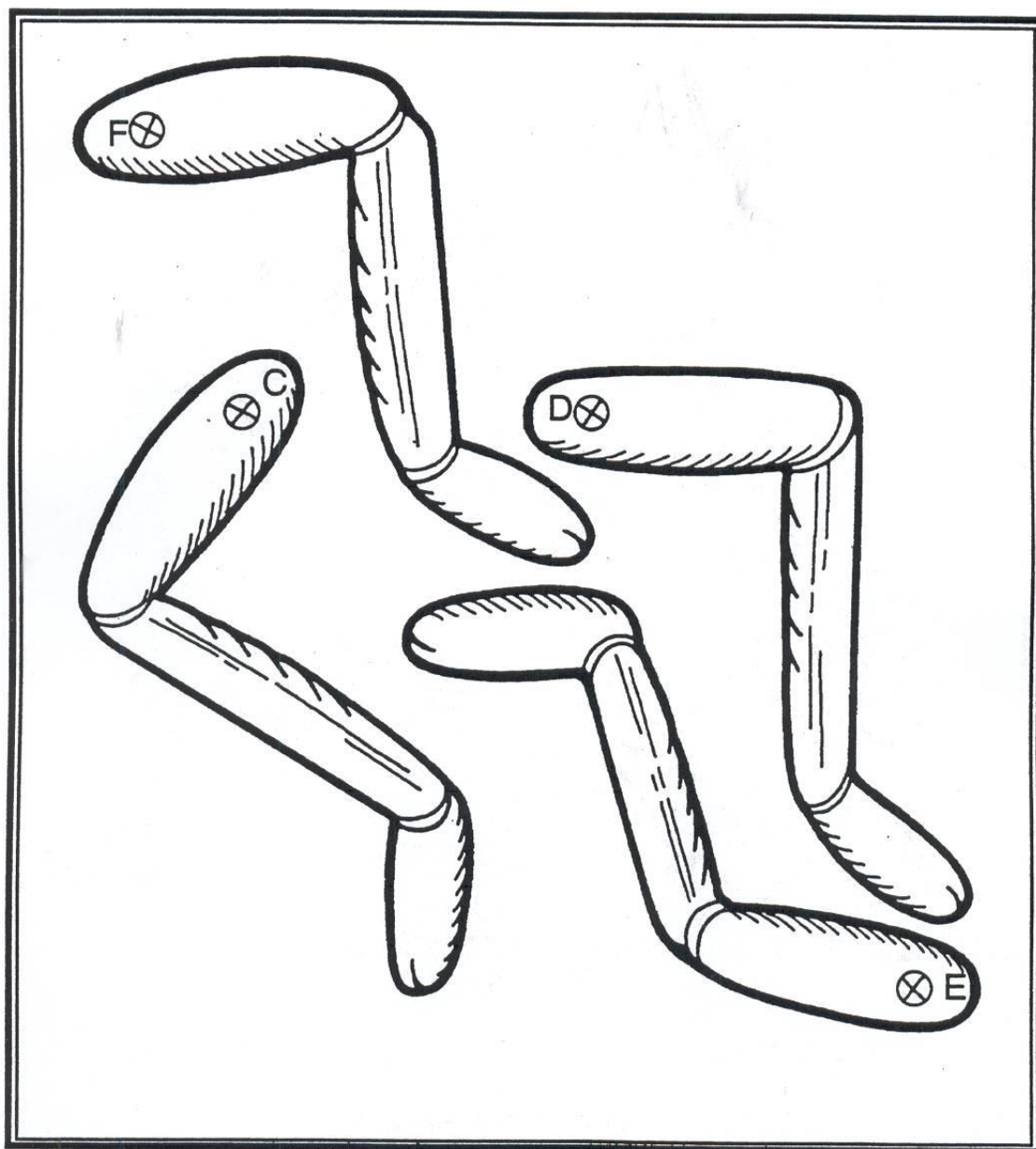
The Busy Ant

(*cont.*)



The Busy Ant


(cont.)



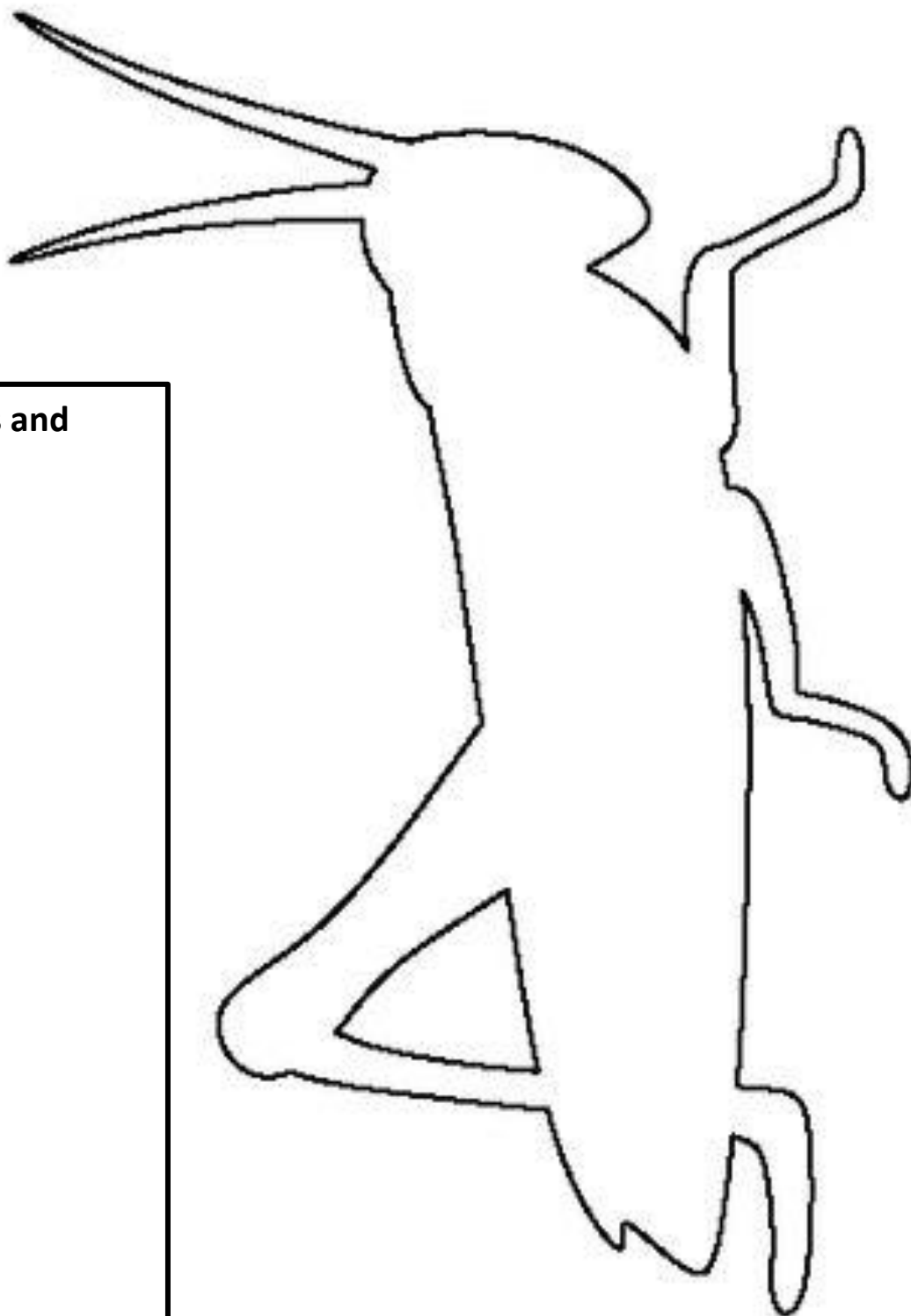
The Grasshopper and the Owl

Colour the shapes in the owl


Create one of your own for the grasshopper but you add the shapes and you decide on the colours.



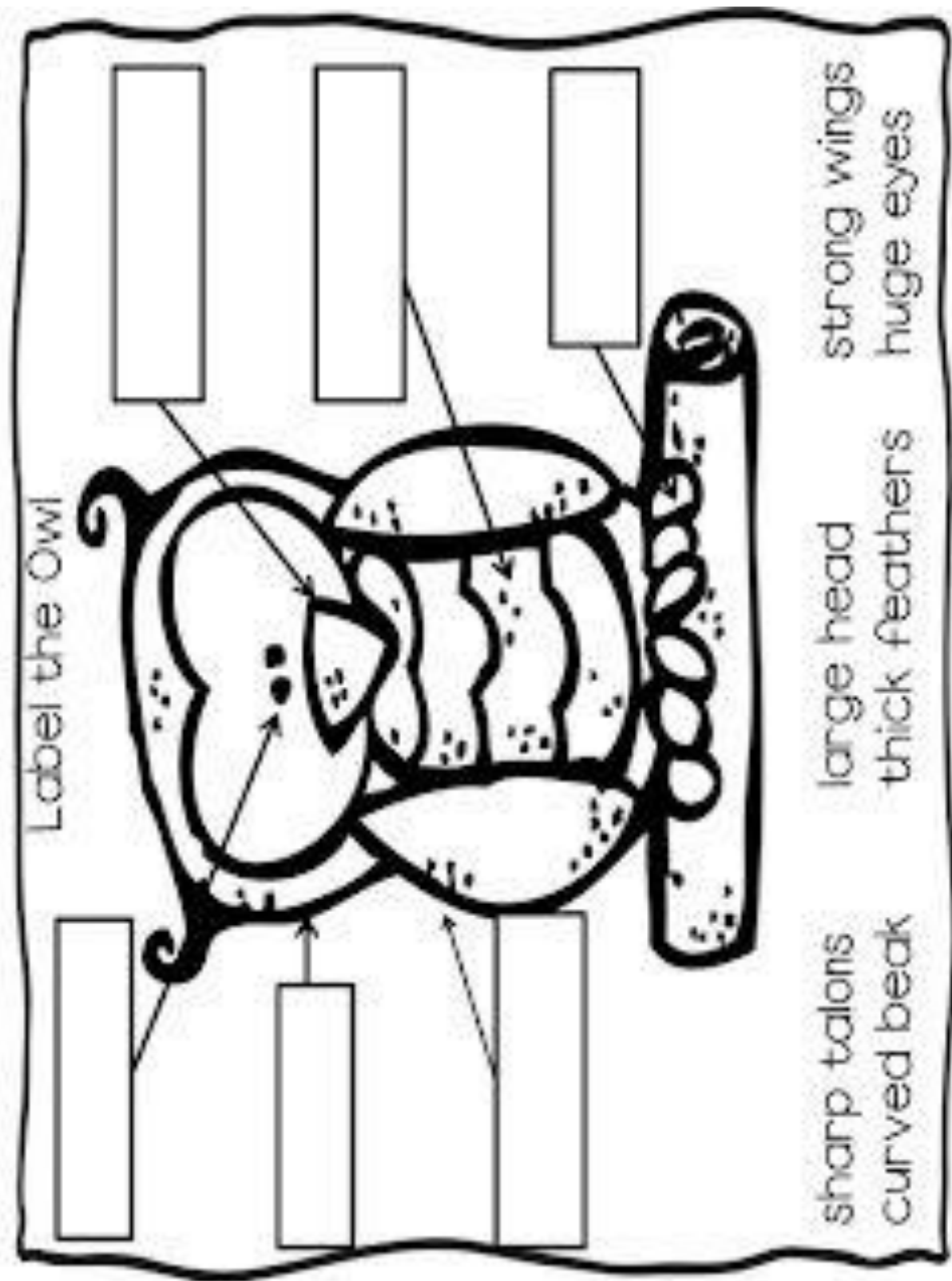
**Shapes and
colour**



The Grasshopper and the Owl








The Grasshopper and the Owl



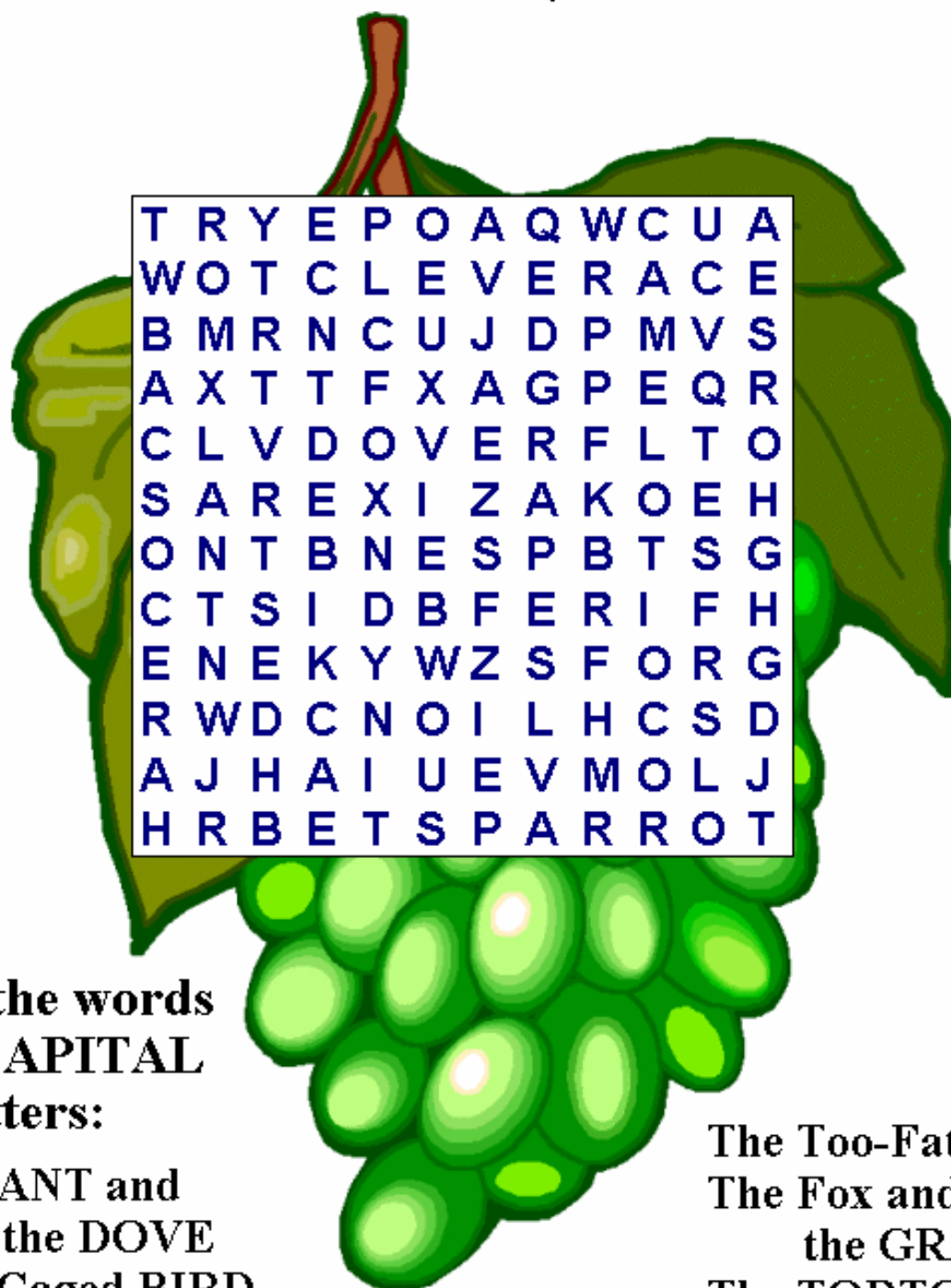
FABLES

What Fable is it?



FABLES

AESOP'S FABLES



**Find the words
in CAPITAL
letters:**

The ANT and
the DOVE

The Caged BIRD

The Jealous CAMEL

The PARROT and the CAT

The CLEVER Dog

The Too-Fat FOX

The Fox and
the GRAPES

The TORTOISE

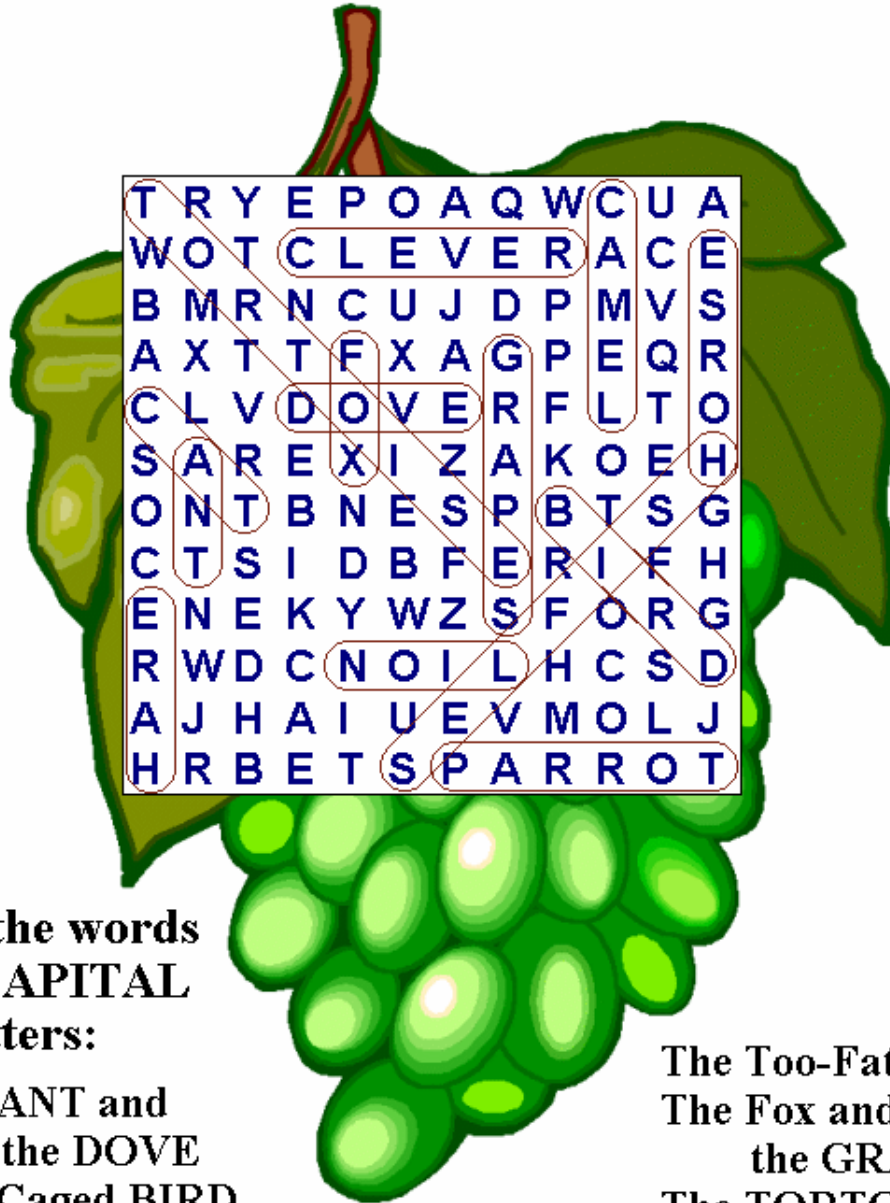
and the HARE

The LION and the Lost Meal

The SELFISH HORSE

Answers

AESOP'S FABLES



**Find the words
in CAPITAL
letters:**

The ANT and
the DOVE

The Caged BIRD

The Jealous CAMEL

The PARROT and the CAT

The CLEVER Dog

The Too-Fat FOX

The Fox and
the GRAPES

The TORTOISE
and the HARE

The LION and the Lost Meal

The SELFISH HORSE

FABLES

AESOP'S FABLES NO. 2

ACROSS

2. Who the Lion and the Fox hunted with
3. This is where the Clever Dog escaped to after meeting the wolf
5. What the Selfish Horse was carrying
7. The Cat was surprised to find this animal making noise in the house they lived in
8. This is where the Too-Fat Fox found the meat
9. What the Lion who lost the meal was running after when the hare escaped



DOWN

1. The Jealous Camel was imitating this animal
3. The Dove saved the Ant from him
4. Where Aesop came from
5. The animal who talked to the caged bird
6. The Tortoise and the Hare challenged each other to this

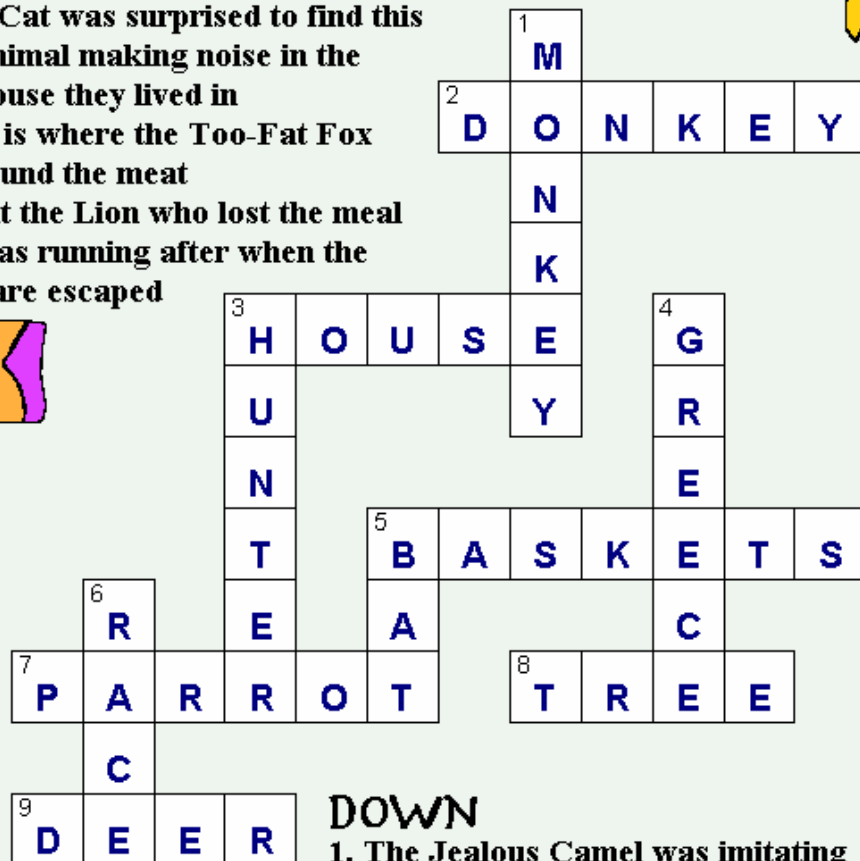


Answers

AESOP'S FABLES NO. 2

ACROSS

2. Who the Lion and the Fox hunted with
3. This is where the Clever Dog escaped to after meeting the wolf
5. What the Selfish Horse was carrying
7. The Cat was surprised to find this animal making noise in the house they lived in
8. This is where the Too-Fat Fox found the meat
9. What the Lion who lost the meal was running after when the hare escaped



DOWN

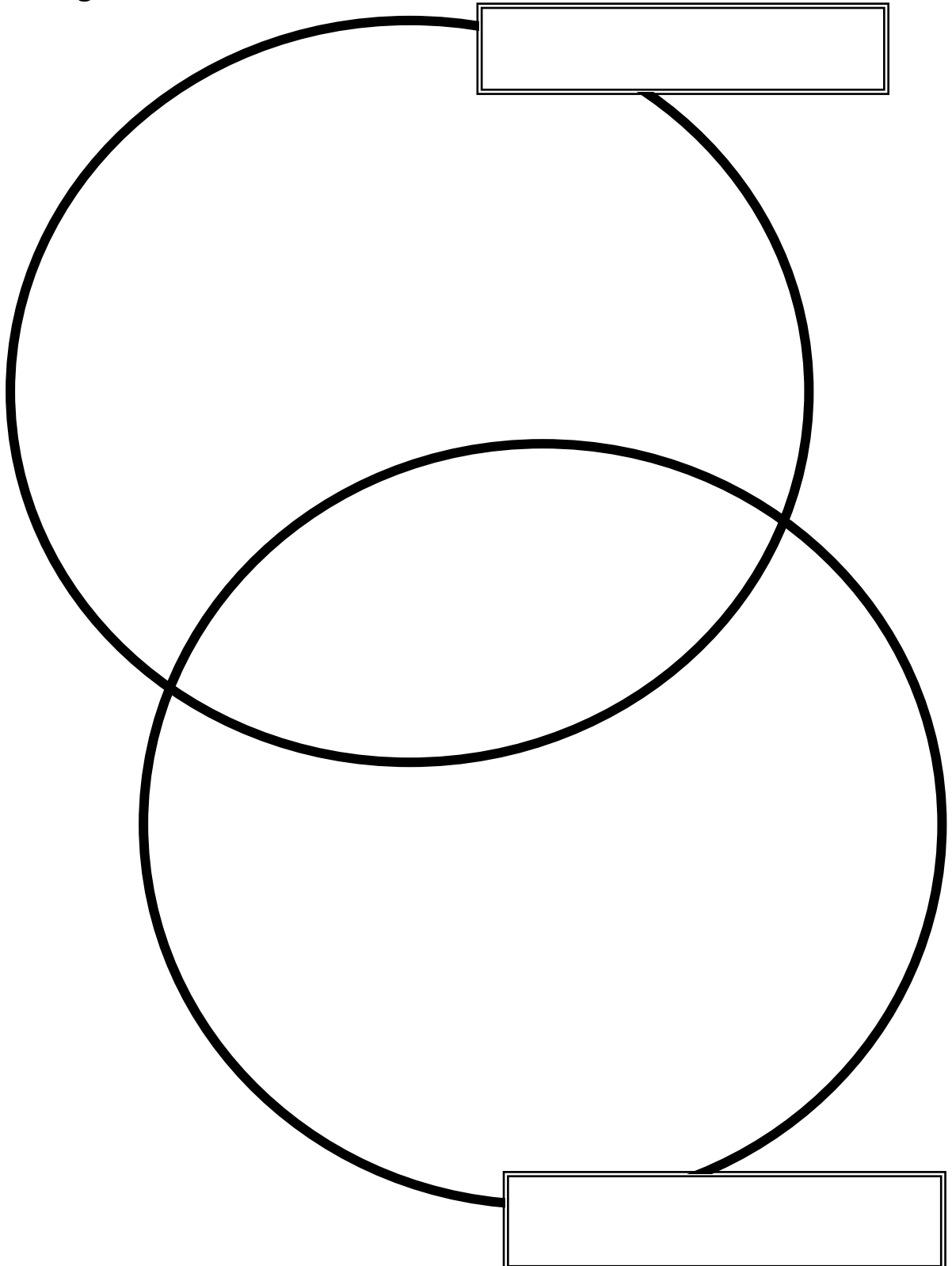
1. The Jealous Camel was imitating this animal
3. The Dove saved the Ant from him
4. Where Aesop came from
5. The animal who talked to the caged bird
6. The Tortoise and the Hare challenged each other to this



FABLES

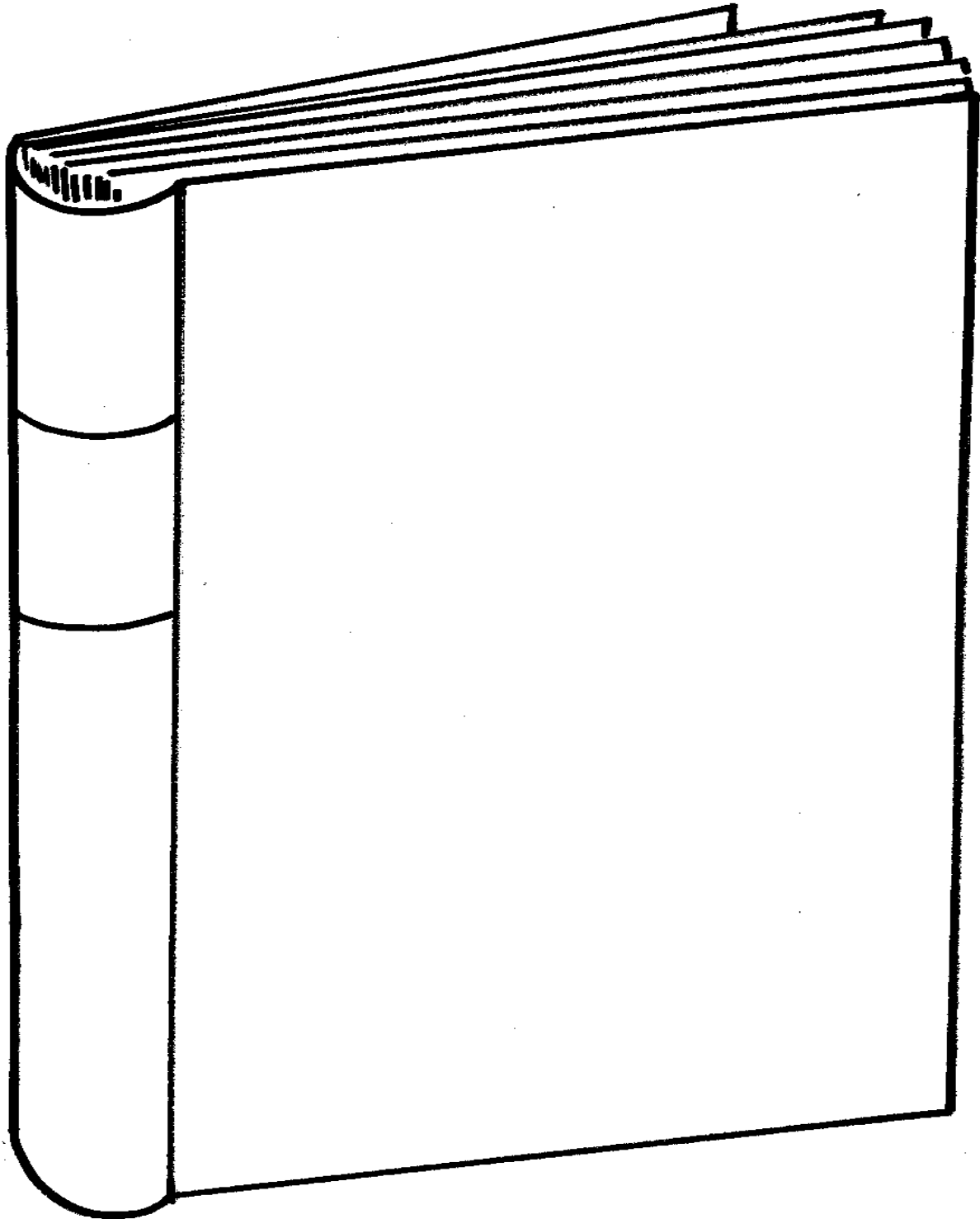
Compare two fables featuring similar animals or with a similar moral

Venn diagram



FABLES

Create a dust jacket for a book version of your favourite fable.



FABLES

Wanted Poster for a character from one of the fables you have read.



WANTED

FABLES

Fables PMI (Complete a PMI for your favorite fable.)

Title:

P (Plus)	M (Minus)	I (Interesting)

FABLES

Additional dotted thirds writing paper.

Title

Handwriting practice area with 10 sets of three horizontal lines (top solid, middle dotted, bottom solid).

Large empty rectangular box for drawing or additional writing.

Title



Title



2020 All rights reserved. This product is bound by copyright laws. Redistributing, editing, selling, or posting this item (or any part thereof) on the Internet are all strictly prohibited without first gaining permission from the author. This product can be located by doing a Google search if placed on websites without permission from the author. Violations are subject to the penalties of the Digital Millennium Copyright Act. Please contact the author if you wish to be granted special permissions.