

They Found A Cave

# THEY FOUND A CAVE



By Nan Chauncy

Blooms Literature plan 2014 by T. Shaw

## About the Book

Four English refugees from the war in Europe—Cherry, Nigel, Brick and Nippy arrive in Tasmania to live with their Aunt Jandie on her farm outside Hobart. Their arrival is greeted with enthusiasm by wild farm boy Tas, and weeks of exploration and good times follow before Aunt Jandie goes to hospital, leaving the children in the care of Ma and Pa Pinner, her foreman and housekeeper.

A few days of tyrannical treatment by the Pinner forces the children to seek refuge in a secret cave, where they set up home to await the return of Jandie. Despite Pa's repeated efforts to recapture them, the children stay, fending for themselves in the bush, until Nigel's secret trip to town uncovers a plot by the Pinner to abandon the farm and swindle poor old Aunt Jandie.

## About the Author

NAN CHAUNCY was born Nancen Beryl Masterman in England in 1900. She moved with her family to Tasmania when she was twelve, to Bagdad, north of Hobart.

Nan grew up surrounded by the bush that would inspire her writing. Her love of the outdoors led to a lifelong association with the Australian Girl Guides. She returned to the UK in her early thirties and lived for a time on a houseboat on the Thames. She travelled in northern Europe and taught English at a Girl Guide school in Denmark.

On the voyage back to Australia in 1938 Nan met Helmut Anton Rosenfeld. They changed their name to Chauncy soon after marrying and lived in the family cottage at Bagdad, turning the property into a wildlife sanctuary, Chauncy Vale. Nan worked as a scriptwriter for the ABC and they had a daughter, Heather.

In 1947 Nan published her first novel, *They Found a Cave*, set in the hills around Bagdad. She published a further thirteen books, including *Tiger in the Bush*, *Devil's Hill* and *Tangara*, which were awarded CBCA Book of the Year in 1958, '59, and '61. Her works demonstrate her respect for the environment, and her fresh style marked the beginning of shift towards a greater realism in Australian children's novels. *They Found a Cave* was made into an award winning movie in 1962.

Nan Chauncy was the first Australian writer to be awarded the Hans Christian Andersen Diploma of Merit, and the CBCA presents the biennial Nan Chauncy Award in her honour. She died at Chauncy Vale in 1970. Chauncy Vale is a museum, run by volunteers dedicated to Nan and her work in literature and the environment.

*They Found a Cave* is available through Text Classics and the DVD can be purchased from Chauncy Vale.

## Activities

### Remember

- List the type or daily jobs that might be undertaken on a farm like Aunt Jandie's farm. (remember, the book is set in the 1940s)
- Write 5 quiz questions or facts about the story.
- Draw a picture of what the bush land and farm looked like.
- Complete a 'who said that' chart.
- Complete a reading comprehension activity.
- Complete a word search and crossword based on the story.

### Understand

- Complete a Venn diagram comparing the children at the beginning of the story and when Aunt Jandie returns.
- Complete a PowerPoint fact file on Tasmanian aborigines.
- Create a DVD cover for the story and explain your views and reactions to the story as if you were a film reviewer.
- Research and compile a glossary of pre-war cultural references made in the story.

### Apply


- Write a persuasive letter from one of the children telling Aunt Jandie what is going on in her absence and why they have run off to live in the bush or write a persuasive letter from Tas to Ma Pinner asking her to change her ways.
- Write a newspaper report about the arrest of Ma and Pa Pinner. Make sure you have some direct quotes from them.
- Make a story map and add illustrations with captions for important events from the story.
- Research bees, bushrangers, wedge tail eagles, caves, gum tress, rock art,
- Make a list of items you would need to take if you were going to escape from Ma Pinner.
- Create four black and white illustrations for the 4 most important events from the story. (You choose them)

### Analyse.

- Complete a concept map about the book using your own criteria. Use Word to create your own concept web
- Complete a character analysis of one of the children.

## They Found A Cave

- What is the theme of this story? Is there a moral you can find? Can you recognise any of the characters from your own life? Write a book review of *They Found a Cave* on a blank book cover answering some of these questions.
- Are there gaps in the story? What isn't told? Design a poster for the library illuminating one of the 'gaps' in the story. (I.e.
- Create a 'Y Chart' for a scene from the story.
- Figurative language is a word or phrase that does not have its normal every day literal meaning. Chauncy used a lot of figurative language for the sake of comparison or dramatic effect. (For example 'Ma was handing me a look that would curdle cream' page 9) While reading the book note down examples of figurative language (idioms, analogies etc) in the story and illustrate some of them.
- Make a glossary of old fashioned Australian slang found in the story such as bonza (page 11) and coppers (page 185)
- What impact does the setting have on the story?



### Evaluate

- Write an alternative ending to the story. (Make it exciting, humorous or frightening)
- Decide on whether Tas is a good or a bad character and make a wanted poster saying why you made your decision and providing proof to back yourself up.
- Modern readers would have problems with the sale of aboriginal remains to a museum.
- Write a review of the book or the DVD version and give it a rating.
- Survey the class and create a pop up bar graph based on the popularity of the characters in the book.

### Create

- Create your word game based on the story using <http://www.kidzone.ws/puzzles/cryptogram/index.asp>
- Plan and write a sequel to 'They Found a Cave'. (Possibly involving the reuniting of the children with their parents.)
- Create a menu card for making damper.
- Envision what a modern film version of the book might be like. (What modern inventions would have made the story different? ie mobile phones, drones, iPads)

## They Found A Cave

- Children can create their own Twitter novel about the story. Refer to this site: <http://www.twitip.com/how-to-start-a-twitter-novel/>

### The Movie


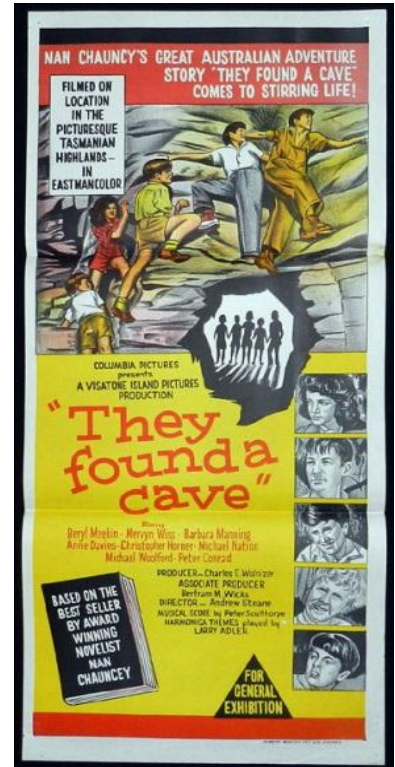
The Australian Council for Children's Film and Television had been campaigning for locally made children's films on Australian subjects. In 1961, Island Film Services, a Tasmania company formed by Charles E. Wolnizer, co-produced the film with Visatone Television. It was based on a popular children's novel by Nan Chauncy. The lead actors were selected out of 500 children who auditioned. The film was shot in south-east Tasmania in the summer and autumn of 1961 and released in 1962. Box office takings were poor but it was released in the UK and won many children's cinema awards. It is a bit old fashioned but that makes for an interesting response from today's viewers.

Page references in this unit refer to the *Text Classic* edition published in 2013.

<http://textpublishing.com.au/books-and-authors/tag/text-classics/>

Blog

<http://blackasbloggers.blogspot.com.au/2013/06/they-found-cave-our-film-study-for-this.html>



Chauncy Vale

<http://www.chauncyvale.com.au/>

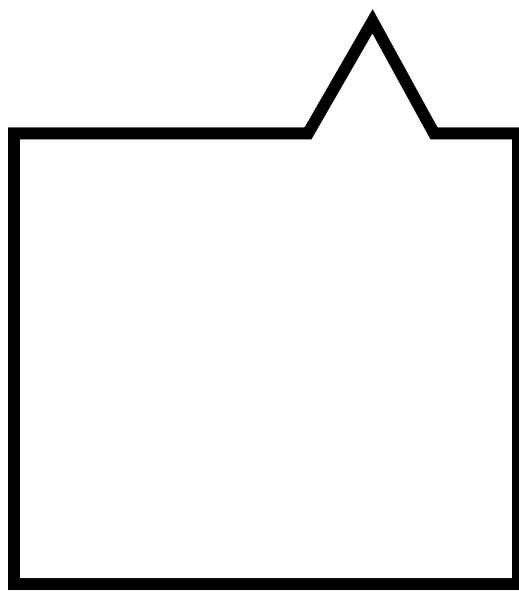
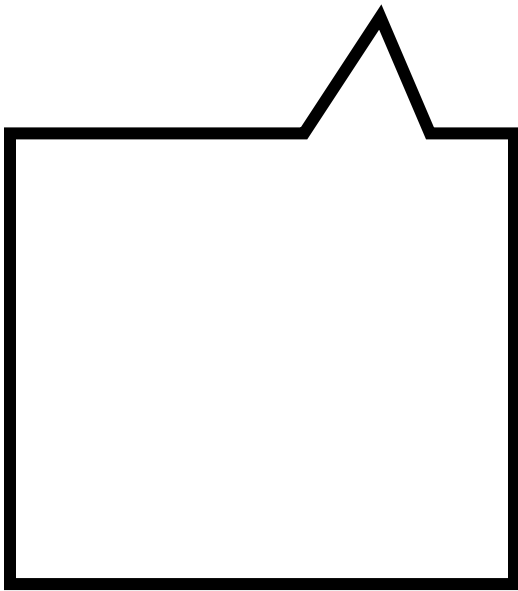
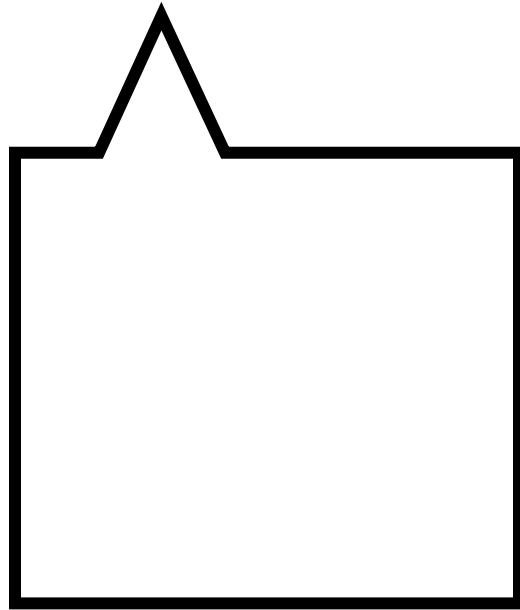
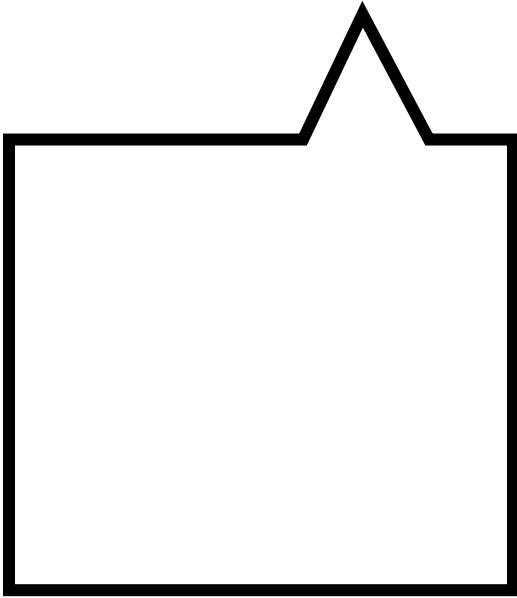
**THEY FOUND A CAVE** *Glossary of interesting words from the book*

<b><i>Word</i></b>	<b><i>Meaning</i></b>	<b><i>Illustration (if possible)</i></b>

Success Criteria: Select interesting words from the text to create a glossary. (Definitions can be found from dictionaries, online and supported by quotes from the text.)

## They Found a Cave

Complete a story map for 4 events of your choosing from the story.




Success Criteria: Select meaningful events from the story to illustrate and provide a caption to match. Illustrate important settings from the story on a map and connect them to your illustrations.

## They Found a Cave


## Story Map

Create your own map of the children's environment including the trees, farm, caves, rocks and road.



## They Found a Cave

## (alternative story map)



## They Found a Cave

*Who said that? Choose from:* Sometimes you can tell what a character is like by what they say. Identify the quotes and make a judgement about the character based on the quote

No, I don't clean my teeth. Why should I? Fluffles doesn't use a toothbrush. Whoever heard of a cave man with a toothbrush? Page 85

***What it tells about them***

You are trying to get us all away to boarding schools, aren't you? Page 20

***What it tells about them***

That's different. I can fall over if I like, but we're responsible for you to Mother and Dad, aren't we Nig. Page 39

***What it tells about them***

Oh shut up Cherry! I would rather live on flies than eat lots with Ma Pinner. Page 48

***What it tells about them***

What about a raid tonight blokes? I sorta fancy the green peas he made me hoe, and the lettuce and young carrots should be ready too. A couple of hours after sundown would be the time to start. Page 89)

***What it tells about them***

I'm not giving evidence against Ma, better leave me out of this. Page 109

***What it tells about them***

Success Criteria: Successfully link up important quotes from the story with the characters who said them.

**They Found a Cave** For each area make a judgment on what you think about the story. (Give it a grade out of 10) and give a reason for your opinion.

**Opening:** Did you like how it began? Did you get into the book straight away?

**Characters:** Did you like the characters?

**Plot:** Did you like the idea behind the story? Was it original?

**Ending:** What did you think about the way the story ended?

Success Criteria: Unpack the story and evaluate the strengths and weaknesses of the text.

## They Found a Cave (The Film)

### BOOK TO MOVIE SUGGESTION .....Studios

Title of book: .....

Author: .....

Suggested movie title: .....

Proposed director: ..... Budget: \$.....

Genre: .....

Casting (Three main characters and suggested stars to play the role)

Character name	1 <sup>st</sup> choice	2 <sup>nd</sup> choice
'Tas'		
Cherry		
Ma Pinner		

Setting in the book:.....

Proposed setting for the movie: .....

Filming schedule: .....weeks

Music composer: .....

<i>Opening shot</i>	
<i>First most important scene</i>	
<i>Second most Important scene</i>	
<i>Closing shot(resolution)</i>	

Alternative ending suggestion: .....

Movie poster design by .....

Success Criteria: review some of the clips of film versions of the story and then create your own 'plan' for a modern film version. (Consider using a flip camera to film a scene using models or finger puppets.)

They Found A Cave

## Venn Diagram They Found a Cave

Similarities


Success Criteria: Complete a Venn diagram with at least 4 dot point examples for both topics and the similarities. (Compare the movie with the book)

## They Found a Cave

# The EXAMINER

*Price 1 shilling*






*15<sup>th</sup> April 1945*



Success Criteria: Write an entertaining and authentic sounding newspaper front page story with headline and illustration

They Found A Cave

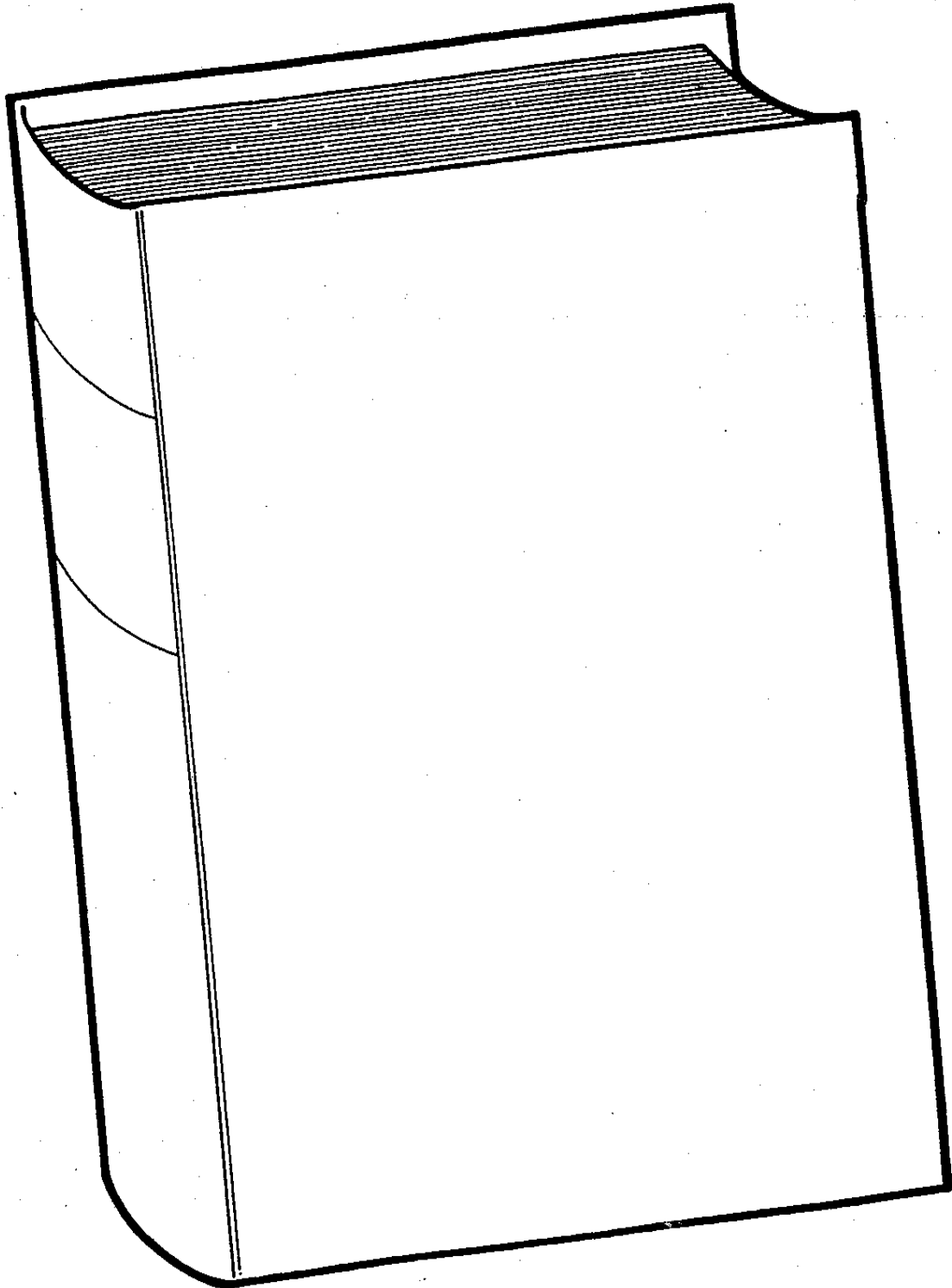
**They Found a Cave comic**



Success Criteria: Select an exciting or meaningful event from the story and create a graphic novel version of the event.

## They Found a Cave

### Alternative Book Cover




Success Criteria: Create a stimulating and informative alternative book cover for the book. Include an interesting blurb .



They Found A Cave

## They Found a Cave


Postcard



Success Criteria: Write a postcard in a style matching the personality of the character writing it. Ensure the 'photo' would be attractive to 'tourists'.

# They Found a Cave

Missing Persons / Wanted Poster

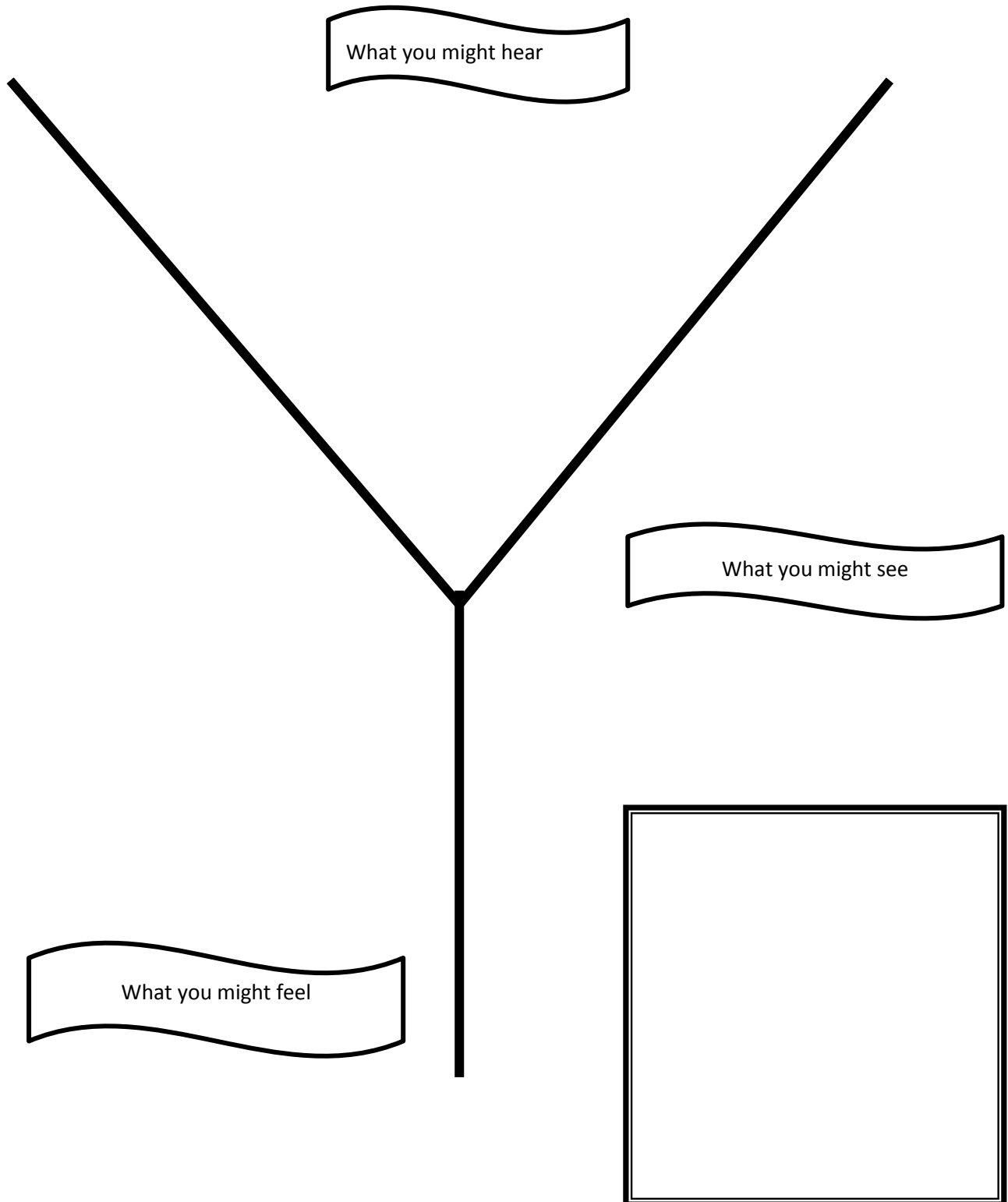


Success Criteria: Complete the poster with sufficient details that would enable someone to find the missing/wanted person on the poster.

## They Found a Cave

'Y Chart'

for .....



Success Criteria: Create a Y Chart that will create a realistic snapshot of an important event from the story.

## **They Found a Cave**

TOP 5 FACTS ROUGH DRAFT

**1**

**2**

**3**

**4**

**5**

Success Criteria: Select five important facts and illustrate one of them for a 'Did You Know...?' display.

## They Found a Cave

(Character Analysis for Tas)

Draw portraits of the characters and link them up with an explanation of their relationship to each other.

(Enlarge to A3)

**Appearance**

**Words (a meaningful quote from the character)**

Name of character

**Thoughts and  
motivation**

**Actions**

**settings**

**How the character changes**

Mad Dad

Aunt Jandie


Nig

Ma Pinner

Success Criteria: Create a detailed character profile for Tas.

## They Found a Cave

## Crossword



**Across**

1. The girl amongst the group of boys.
3. Cherry looked after a herd of these animals.
4. They ..... a Cave.
7. They found the ..... of an aboriginal in a cave.
8. The ..... tree was a fine mark on the landscape (page 5)
10. The children went on midnight ..... to the homestead.
11. Pa Pinner and ..... were cruel to the children.
12. Short for Nigel.
13. The author Nan .....

**Down**

2. The four children were wartime ..... from England.
4. The cat
5. Capra.....
6. The children ran away into the ..... and explored the caves ('Kanga homes' page 11)
9. The story was set in this island state of Australia.



Success Criteria: Find relevant words from the story in the wordsearch. (Create your own wordsearch and crossword on the Discovery Puzzlemaker website.)

## They Found a Cave

## wordsearch



S L A B C J A I J Y T Q E F Y  
E G Z I E W I Y R R E H C L C  
L V C O P D N Y C N U A H C I  
F L A E F Z A W A L E W E P Z  
F W V U T E M Q C J D Q O Q K  
U O E Y T C S E V A C U E E S  
L L E I N S A F M N D X G Y T  
F L B P T N T A O N G I Q C M  
G O O A Q N P T U P I J Y P N  
J H O S D I E O X X N P H A S  
U G X V N L F W T Y E S B A I  
C P R N E Y Y D V A A H S U B  
A A E K I Y Z E X K M H W S D  
Y R S P Q H E A F E R D H A E  
S D I A R W V M Z F S I B L X

*BUSH  
CAVE  
CHAUNCY  
CHERRY  
EVACUEES  
FLUFFLES  
FOUND  
GOATS  
HOLLOW  
MA PINNER  
NIG  
RAIDS  
SKELETON  
TASMANIA*



Success Criteria: How well do you remember the story? Complete the crossword referring to the text if required.

## They Found A Cave




Images to use.

## They Found a Cave

Create a pop up popularity bar graph for characters from the story

1. Children complete a survey to determine the 4 most popular characters in the story.
2. Fold a sheet of paper in half. Write a title up the top and draw up the XY axis
3. Use the data to create a bar graph (Color the bars and mark in the character names)
4. Fold the paper in half and cut along the vertical bars (not the horizontal)
5. Open up the paper and pull out the bars (refer to the image)
6. Draw images of the characters to add to the front of the bars
7. Put on display.

(Below is an example of a character popularity pop up bar graph for characters from *'The Dolls House'*.)




## They Found a Cave

### Writing ideas



- *Write a sequel to the story*
- *Create your own Mini-reader about the story or an episode from the story*
- *Create a PowerPoint about living in the bush*
- *What would happen if the characters from 'They Found a Cave' met up with Enid Blyton's Famous Five or another group of children having adventures*
- *Pretend that you are Ma Pinner coming face to face with Jandie after she returns. Write the conversation between them and turn it into a short play.*
- *Create a poster to advertise a film version of the story. Include title, author of the book, and list of main characters, a drawing of a scene from the book and a brief synopsis of the story.*
- *Create a diorama of the cave or use corrugated cardboard to make a bush shack. Use Strip Design, iStop or iMovie to create a stop motion movie about making a cubby outside.*
- *Write a diary as if you one of the children in the story.*
- *Write a postcard to Jandie in hospital telling her what is going on but be careful not to worry or upset her too much. (Write a medical certificate for Jandie)*
- *Create model caves or bush shelters outside using the sandpit and bark/twigs.*
- *Create a front page for a 'Australian Bush' magazine*
- *Research ideas: returning indigenous remains, bee keeping, Tasmanian Aborigines, Tasmanian Tigers, survival in the bush, caves, cave art, feral animals, Tasmanian wilderness*

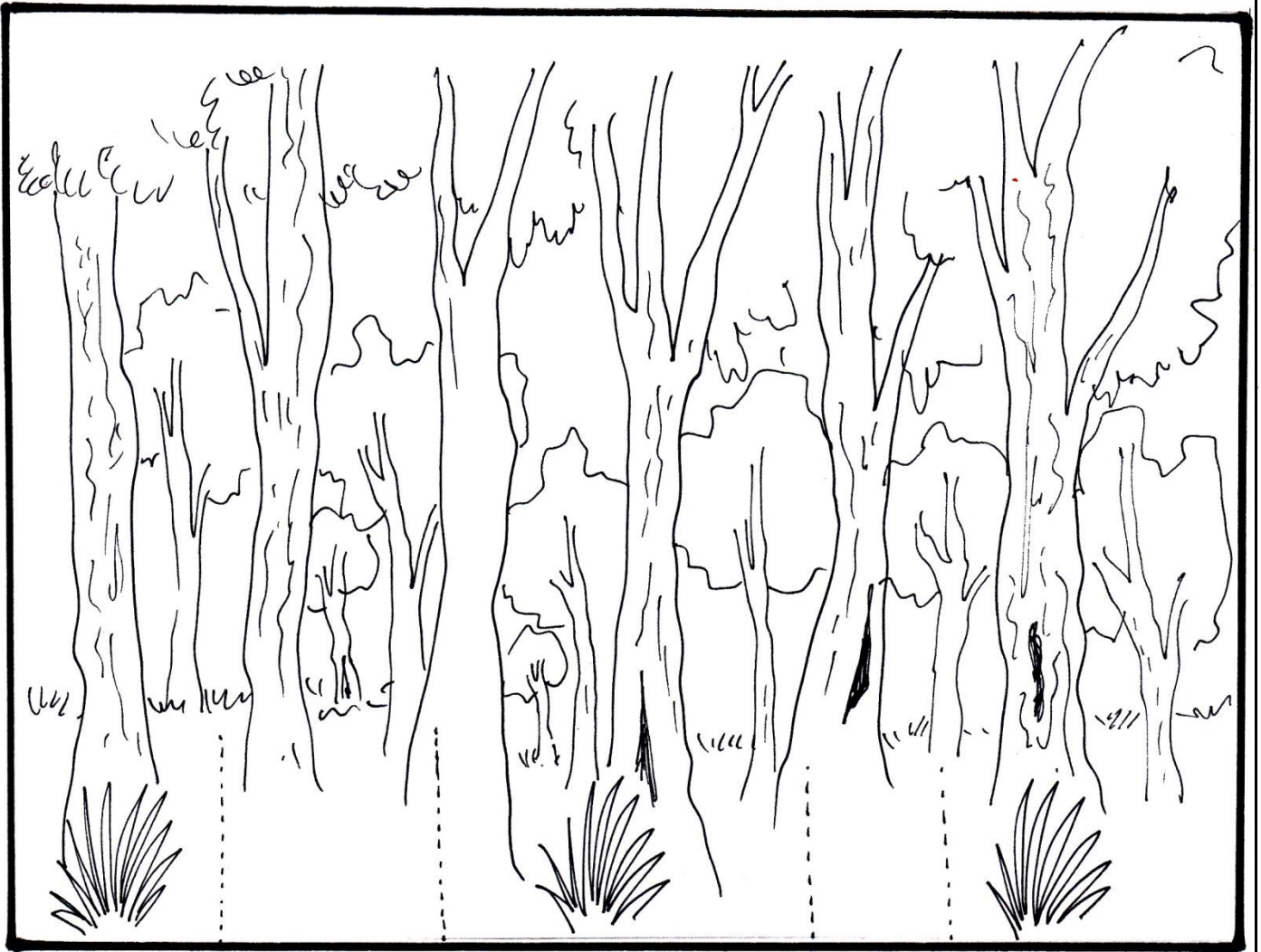
*Pa Pinner nearly catches Nigel (Page 75)*



*You will also need a piece of cloth  
(hessian if possible) to attach to the entrance (Refer images of  
sample work)*

# They Found a Cave


(Pop up scene)



*Above (background)*

*Below (Children write a description of what is happening in the scene)*

## They Found A Cave



work samples

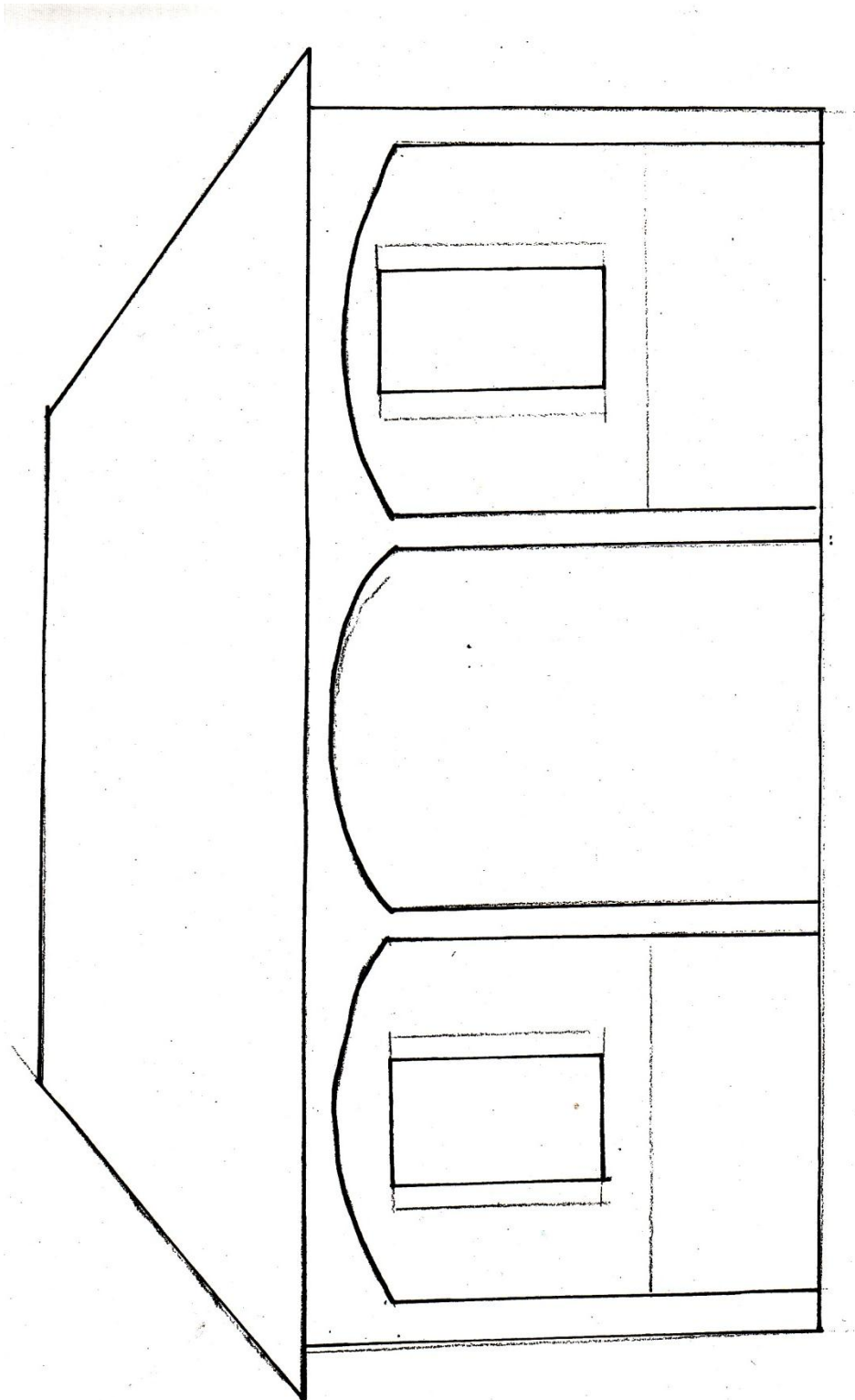
## Bark painting

Create an aboriginal style bark painting (In the story they discovered the remains and belongings of an indigenous Tasmanian in a cave. Instead of the bark painting you could make cave drawings/paintings)



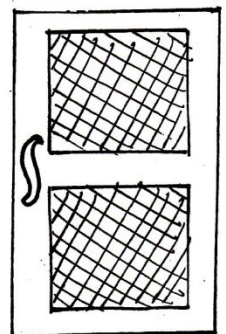
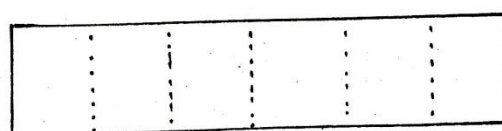
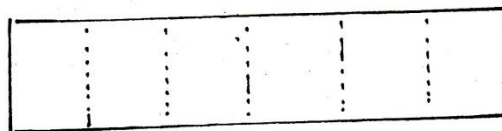
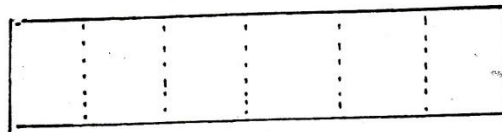
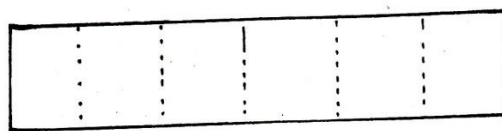

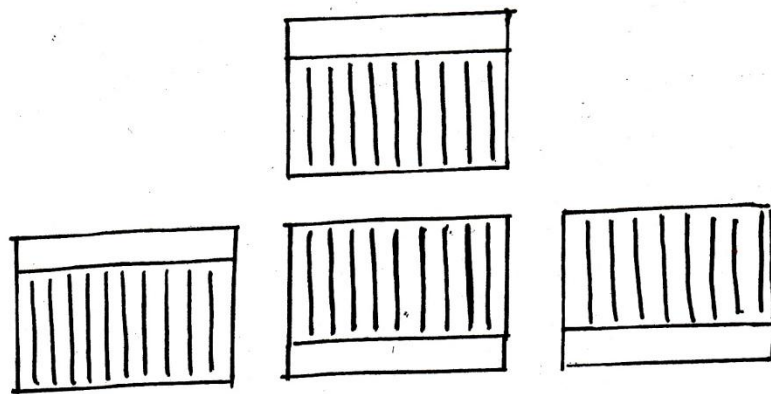


## Jandie's homestead

Make your own picture of Jandie's farm. Paint it with water colors and create a roof using silver corrugated cardboard.




They Found A Cave



## They Found A Cave



## Pop-up card samples



**‘Wordles’ created using the ‘Wordsalad’ iPad app left) and examples of alternative bookcovers and character webs (right)**

**2013 All rights reserved.** This product is bound by copyright laws. Redistributing, editing, selling, or posting this item (or any part thereof) on the Internet are all strictly prohibited without first gaining permission from the author. This product can be located by doing a Google search if placed on websites without permission from the author. Violations are subject to the penalties of the Digital Millennium Copyright Act. Please contact the author if you wish to be granted special permissions.

***Also check out some of my other units based on fantastic Australian children's fiction (many of them free, all of the affordable on TPT)***